




American Ranch Horse Association



2026 • 2027
RULE BOOK



P.O. BOX 146 • AMORY, MS 38821

(606) 872-7893

WWW.AMERICANRANCHHORSE.NET • ARHAOFFICE@GMAIL.COM

MISSION STATEMENT

The mission of the American Ranch Horse Association is to provide a program and place to showcase and promote the abilities of the all around versatile ranch horse with the focus on having shows that are fun, affordable and designed to improve both horse and rider in a positive atmosphere where honesty, personal growth and politeness towards fellow horsemen exists, where horses are always respected, and where true western tradition is genuinely honored.

PURPOSE

The American Ranch Horse Association was organized to encourage, promote, advertise and develop the ranch type horse as a unique and excellent athlete. The Association shall carry out the foregoing purpose by conducting and sponsoring ranch horse shows and events nation-wide; establishing standards, rules and regulations for the efficient promotion of ranch horse competition; establishing qualified affiliate groups and organizations; establishing standards for judging the performance of ranch horses; maintaining active records of individual ranch horses and riders; establishing appropriate recognition for their achievements; maintaining the traditional and historical connection of the ranch horse with the ranching and livestock industry; and cooperating with other equine associations having a common purpose.

FOREWORD

Welcome to the American Ranch Horse Association! The ARHA is a group of dedicated horse enthusiasts looking to enjoy their horses in an entirely different type of competitive atmosphere. All ARHA events, programs and services encourage fun, friendly, family-oriented competition at all levels where members can participate in many fun activities and learning experiences and share a passion for the true equine athlete. This 10th edition of the ARHA Official Rule Book contains the governing rules pertaining to membership, registration, shows, youth, amateur, and novice programs, and recognition awards.

2026 – 2027 Fee Schedule

Current membership information can be found on the website under:

About ARHA > Membership > Click to view membership forms > View Current Members

Individual Membership	\$55.00
General Membership (Non Showing Owner)	\$45.00
Youth Membership (Youth/Open)	\$55.00
Novice Youth (Youth/Novice Youth/Open)	\$55.00
Amateur Only (Amateur/Open)	\$55.00
Novice Amateur (Ama/Nov Ama/Open)	\$55.00
Judges Membership	\$40.00
Lifetime Membership	\$450.00
International Membership	Add'l \$65/Membership type
Canadian Membership	Add'l \$50/Membership type
Replacement Card	\$25.00
Name Change on Membership Card	\$25.00
ARHA Professionals	Membership + \$40.00

HORSE REGISTRATION FEES – (CERTIFICATE OF ELIGIBILITY)

Horses with Breed Association papers	\$55.00
Grade Horse (4 Photos & Video Required)	\$55.00
DNA Horse (4 Photos Required)	\$55.00

OTHER SERVICE

MEMBER NON-MEMBER

NSF/Returned Check Charge	\$50.00	\$50.00
Protest Fee (cash or certified funds only)	\$100.00	N/A
Transfer	\$25.00	\$80.00
Duplicate Certificate Fee (Requires Affidavit)	\$30.00	\$85.00
Correction (after 30 days of issue)	\$25.00	N/A
Horse name change (if eligible)	\$75.00	N/A
Change to Gelding (stamped)	N/C	N/A
Change to Gelding (new certificate)	\$20.00	N/A
Additional Rulebook	\$15.00	\$20.00
Saddle Log Program (per horse – one time fee)	\$65.00	N/A

RUSH FEES

At Show Rush Fee	\$10.00
5 Day Rush – includes emailed Proof to Show	\$25.00
72 Hour Rush	\$60.00
24 Hour Rush	\$100.00
8 Hour Rush	\$150.00

Rush Fees are calculated based on business days. Completed work will be returned via standard USPS mail. Processing time begins on the date ARHA receives all required documentation, applications, and fees, provided the submission is complete and accurate, and ends on the date the work is mailed from the ARHA office. To ensure expedited handling, both the envelope and the application must be clearly marked “RUSH.”

All fees must be paid in U.S. funds and are subject to change without notice. Annual memberships operate on a calendar-year basis, from January 1 through December 31. Memberships received after October 1 require an additional \$15 extension fee, which extends the membership through the following year.

ALL FEES ARE NON-REFUNDABLE AND NON-TRANSFERABLE

Fees must be submitted in check or money order. MasterCard, Visa, AMX or Discover is accepted with the following information: type of card, card holder, card number, 3 digit security code on back of card, and expiration date. A 5% service charge will be added. *All fees must be paid when applications are submitted. All applications can be submitted on-line or can be downloaded from ARHA web site: www.AmericanRanchHorse.net

2026-2027

NEW RULES AND/OR ANY CHANGES TO RULE BOOK HAVE BEEN UNDERLINED.

The American Ranch Horse Association prides itself on the integrity and honesty of each of its members. All the rules in the world will only be as good as those honorable enough to follow them. We as a group, cannot make a set of show rules that will cover every situation nor can we possibly police every aspect of the competition within our organization. We expect the members to see what is equitable and fair, abide by their conscience and follow these basic rules set forth in this rulebook.

**FOR THE MOST CURRENT OFFICIAL VERSION OF THE RULE BOOK,
VISIT THE WEB AT:**

WWW.AMERICANRANCHHORSE.NET

TABLE OF CONTENTS

CONFORMATION	53
RANCH HORSE CONFORMATION	53
GELDINGS STILL LISTED AS STALLIONS WITH ARHA.....	54
CONFORMATION EQUIPMENT REQUIREMENTS.....	54
JUDGING PROCEDURE FOR CONFORMATION	54
GRAND & RESERVE CHAMPION.....	55
CONFORMATION CLASS CATEGORIES.....	55
ANIMAL WELFARE	3
ANIMAL WELFARE.....	3
DRUGS	4
SURGICAL PROCEDURES.....	4
CARE AND MAINTANCE OF CATTLE	4
COW CATCHING	142
COW CATCHING.....	142
CLASS GUIDELINES	142
CUTTING	114
CUTTING.....	114
CLASS GUIDELINES	114
SCORING & PENALTIES.....	116
DIAGRAMS	145
DIAGRAMS.....	145
DISCLAIMERS	1
LIABILITY.....	1
RELEASE OF LIABILITY.....	1
RESPONSIBILITY	2
VIOLATIONS.....	2
DIVISION ELIGIBILITY	32
ARHA OPEN DIVISION CLASSES.....	32
YOUTH DEFINITION AND RULES.....	33
REQUIRED YOUTH AGE DIVISIONS.....	33
PAYBACK IN YOUTH CLASSES.....	34
YOUTH HANDLING STALLIONS	34
AMATEUR DEFINITION AND RULES	34
REQUIRED AMATEUR AGE DIVISIONS.....	35
APPLICATION FOR AMATEUR STATUS	35
AMATEUR/NOVICE SURRENDER/INQUIRES/REVOCATION/DISCIPLINARY ACTION.....	36
NOVICE ELIGIBILITY	37
NOVICE RULES.....	37
NOVICE CATTLE ELIGIBILITY	38
POINTS.....	38
ARHA POINT SCALE.....	39
GRAND & RESERVE CHAMPION.....	39
RIBBONS.....	39
AWARDS & TITLES.....	39
EXHIBITORS AND AFFILIATES	15
SHOW & EXHIBITOR ETHICS.....	15
AFFILIATE CHARTERS.....	16
FAILURE TO PAY/BAD CHECK POLICY	18
GEOGRAPHICAL REGIONS.....	19
EXPLANATION OF MANEUVERS	143
EXPLANATION OF MANEUVERS.....	144

GENERAL SHOW RULES.....	42
ELIGIBILITY TO SHOW.....	42
MEMBERSHIP CARD INSPECTION.....	43
CERTIFICATE OF ELIGIBILITY INSPECTION	43
EXHIBITOR RESPONSIBILITY	44
COMBINING CLASSES.....	44
ENTRY FEES.....	45
PREMIUM MONEY	45
REFUNDS	45
ENTRY NUMBER	45
DISQUALIFIED HORSES.....	45
ANNOUNCING THE NAME OF HORSE, OWNERS/EXHIBITORS, RUN SCORE	46
POSTING OF PATTERNS/DRAWS	46
SCRATCHES & ADDS.....	46
NO SHOWS.....	46
CONCURRENT CLASSES.....	46
RIDERS EXHIBITING MORE THAN 1 ENTRY PER CLASS	46
SHOW SCHEDULE TIME	47
EXHIBITORS ATTIRE.....	47
USE OF PHOTOS.....	47
EXHIBITORS WITH SPECIAL NEEDS	47
LAMENESS.....	47
LARGE CLASS PRELIMINARY AND FINALS	48
AGE OF RIDER/ AGE OF HORSE.....	48
SAFETY REQUIREMENTS	48
PERFORMANCE CLASSES.....	48
ZERO SCORES OR DISQUALIFICATIONS.....	49
SADDLES.....	50
SILVER ON EQUIPMENT	50
GROOMING.....	51
EQUIPMENT.....	51
PROHIBITED EQUIPMENT	53
OPTIONAL EQUIPMENT	53
HERD WORK.....	111
HERD WORK.....	112
CLASS GUIDELINES	112
SCORING & PENALTIES.....	112
HORSEMANSHIP	60
HORSEMANSHIP.....	60
CLASS GUIDELINES	60
POSITION.....	61
CLASS ROUTINE	62
SCORING & PENALTIES.....	63
LEGAL AND DISCIPLINARY ACTIONS	10
PROPOSED RULE CHANGES.....	10
STANDING COMMITTEES	11
ETHICS COMMITTEE.....	11
JUDGES COMMITTEE.....	11
AMATEUR COMMITTEE	12
YOUTH COMMITTEE.....	12
LEGAL ACTION	12
CAUSES FOR DISCIPLINARY ACTION (PROTEST OR COMPLAINT NOT REQUIRED)	12
REINSTATEMENT GUIDELINES.....	13
FORMAL COMPLAINT AGAINST A JUDGE.....	13

DISCIPLINARY PROCEDURE	13
PROTEST AND COMPLAINT FILING.....	14
HEARING.....	14
SUSPENSION	15
MEMBERSHIP & REGISTRATIONS	5
MEMBERSHIP, REGISTRATION AND FEES.....	5
MEMBERSHIP TYPES	5
2026-2027 MEMBERSHIP FEES.....	6
ARHA FUNDS	6
CANCELLATION OF WORK.....	6
RUSH FEES.....	7
REGISTRATION / CERTIFICATE OF ELIGIBLTY	7
LOST CERTIFICATE OF ELIGIBLTY.....	8
CORRECTIONS	8
CASTRATION/GELDED.....	9
CHANGE OF HORSE'S NAME	9
TRANSFER OF ARHA OWNERSHIP	9
HORSE OWNERSHIP	9
CLASS ELIGIBILITY	10
RANCH BOXING	117
RANCH BOXING	117
CLASS GUIDELINES	118
SCORING & PENALTIES.....	118
RANCH CUTTING.....	98
RANCH CUTTING.....	98
CLASS GUIDELINES	98
SCORING & PENALTIES.....	99
RANCHMANSHIP.....	67
RANCHMANSHIP	68
CLASS GUIDELINES	68
SCORING & PENALTIES.....	68
RANCH REINING	95
RANCH REINING	96
CLASS GUIDELINES	96
SCORING & PENALTIES.....	96
RANCH RIDING	64
RANCH RIDING.....	64
PERFORMANCE GAITS.....	65
CLASS GUIDELINES	66
FAULTS & CREDITS	67
TWO YEAR OLD RANCH RIDING.....	67
RANCH ROPING	139
RANCH ROPING	140
CLASS GUIDELINES	140
SCORING & PENALTIES.....	141
RANCH SHOWMANSHIP.....	56
RANCH SHOWMANSHIP.....	56
CLASS GUIDELINES	56
SCORING & PENALTIES.....	59
RANCH TRAIL.....	78
RANCH TRAIL	79
CLASS GUIDELINES	79
OBSTACLES	80
UNACCEPTABLE OBSTACLES.....	81
IN-HAND TRAIL	81
IN-HAND TRAIL CLASS GUIDELINES.....	81

EQUIPMENT FOR IN-HAND TRAIL.....	82
YEARLING IN-HAND TRAIL OBSTACLES	82
TWO YEAR OLD IN HAND TRAIL OBSTACLES.....	82
SCORING AND PENALTIES	82
REINING.....	84
REINING.....	84
CLASS GUIDELINES	84
SCORING & PENALTIES.....	85
SHOW PERSONNEL	24
SHOW PERSONNEL.....	24
JUDGES APPLICATION PROCEDURE.....	28
JUDGES.....	29
GUIDELINES FOR JUDGES:.....	29
JUDGES MAY NOT	31
DISCIPLINE	32
SHOW REGULATIONS	19
SHOW APPROVAL	19
MINIMUM SHOW REQUIREMENTS.....	21
CHARTER SHOW & HIGH POINT SHOW AWARDS	22
TYPES OF SHOWS	22
PREMIUM LISTS / SHOWBILL.....	22
SHOW RESULTS	23
TOP RANCH HAND CHALLENGE	143
AMERICA'S TOP RANCH HAND CHALLENGE.....	143
ATRH GUIDELINES.....	143
SCORING & PENALTIES.....	143
WORKING COW HORSE.....	119
WORKING COW HORSE.....	120
CLASS GUIDELINES	120
SCORING & PENALTIES FOR REINED WORK.....	121
SCORING & PENALTIES FOR COW WORK.....	121
WORKING RANCH HORSE	132
WORKING RANCH HORSE.....	133
CLASS GUIDELINES	133
SCORING & PENALTIES FOR REINED WORK.....	134
SCORING & PENALTIES FOR COW WORK.....	134
SCORING & PENALTIES FOR ROPING.....	134

DISCLAIMER OF RESPONSIBILITY FOR SAFETY

ARHA does not assume responsibility for safety of participants or any third parties or horse or property at the shows, or any other events it sanctions. As an expressed condition to participate at any ARHA approved show, each owner, exhibitor, trainer, participant or spectator, assumes the risks of participation, and release and discharge ARHA, its officers, directors, representatives and employees from any and all liability, whenever or however arising, for personal injury or property damage occurring as a result of participation in an event conducted by the show or on show grounds thereof.

As between ARHA and show management, responsibility for participant safety remains solely with show management. Show management applies for ARHA approval on a voluntary basis, agreeing to conduct the show according to ARHA rules, which are designed to promote fair competition. Assumption of responsibility for safety by show management is required by ARHA as an express condition to grant the designation "ARHA approved show". Show management is responsible for the condition of show premises, including the arena and exercise arenas; the conduct and competence of show employees and other representatives; implementation of show activities and events; and all other aspects of this show. ARHA's limited objective is to provide, by rule enforcement, a "level playing field" of competition in order that performance of exhibitor and horse can be judged uniformly by competent judges; horses are identified by registration certificate; and perform or exhibit free of prohibited substances which could affect their performance. Safety is everyone's concern, but ARHA does not assume responsibility for it. ARHA's limited purpose for sanctioning shows is to promote fair competition.

SECTION A-1. LIABILITY

ARHA, its officers, directors, members of committees, employees, representatives and agents will attempt to obtain true and complete information regarding all matters relating to ARHA activities. Except for intentional wrongdoing, neither ARHA nor its officers, directors, members of committees, employees, representatives nor agents will be liable in any way, whether in damages or otherwise, for issuance of any certificate, cancellation of certificate, refusal to issue a registration certificate, refusal to transfer any certificate for any disciplinary procedure brought against or penalties imposed on any member or person or for any other activities engaged in, by or on behalf of the American Ranch Horse Association.

SECTION A-2. RELEASE OF LIABILITY

ARHA and any co-sponsoring organizations or affiliates shall not be responsible for any injury, or loss or damage to personal property occurring at any ARHA activity. Each owner, exhibitor, handler, spectator or consignor shall indemnify and hold harmless the ARHA, its officers, directors, committees and employees from and against all claims, demands, causes of action and expenses of every kind, including attorneys fees, arising out of or related in any manner to the acts or omissions of an owner, exhibitor, handler or consignor or the actions of any animal under the care, custody or control of the above entry. Consignment forms shall be deemed acceptance of the condition of this rule. In the

event any entry or consignment form is not signed or presented, appearance on the grounds or at the sale ring of any ARHA activity as an exhibitor handler, spectator, owner or consignor shall deem to be acceptance of the condition of this rule.

SECTION A-3. RESPONSIBILITY

A) American Ranch Horse Association will not assume the responsibility of settling civil disputes concerning financial settlements, ownership, health or fertility.

B) No person shall refuse the reasonable request to assist the Association, its officers, directors, committee or agents in locating and inspecting or to answer promptly and truthfully any inquiry concerning an animal in his ownership or control, which has been registered or listed, for which application to register or list has been made, or to sign requested documentation. A violation of this rule may be grounds for disciplinary action.

C) Accuracy of records furnished by ARHA, either as hard copy or on-line service, is warranted by ARHA only to the extent of using its best effort in the compilation thereof and solely for the benefit of the member or party purchasing the record. Reimbursement of the expense of the record on a showing of material inaccuracy is the sole remedy available to anyone receiving information from the ARHA. Consequential damages are expressly excluded. No warranties, express or implied, arise from record issuance, other than as stated therein, as the purchaser receives this record on an "as is" basis. For absolute accuracy, independent verification must be obtained from the current owner or his predecessor in title to the subject of the horse.

D) In all proceedings concerned with or affecting the registration and records of ARHA and in all disciplinary actions, the burden of resolving any doubt as to the true identification of the animal, parentage or qualification for registration shall be upon the applicant, owner, lessee or other member(s) or non-members involved. The determination, decision or action of the Board of Directors upon all questions shall be final and binding upon all parties. As the owner has the burden of proof, by failure to present evidence concerning such questions, the owner shall be deemed to have waived his right to later present all such evidence to a court of law, if he seeks judicial review of the Association action.

E) When an exhibitor, owner or trainer is guilty of unsportsmanlike conduct, such person is subject to disciplinary action by ARHA, including, but not limited to, fines and/or suspension.

SECTION A-4. VIOLATIONS

A) Any member may be suspended and denied privileges of the Association, and any non-member may be denied the privileges of the Association by the Board of Directors of the Association, for the failure to pay, when due, any obligation owing ARHA, affiliate charters or any paid show staff. This includes but is not limited to, advertisements in official publication, membership fees or fees to an approved show, or for giving a worthless check for entry fees, stalls, office charges or stock charges or charges including bank charges for returned checks connected with the exhibition of horses. Ten (10) days before action by the Board of Directors, written notice must be sent of the account due and the intention of suspension or withholding privileges of the Association to such

member or non-member. Any suspension or denial of privileges of ARHA, affiliate charters, or show staff under this section shall terminate upon full payment of obligations due the Association.

B) If a member or non-member fraudulently claims or advertises an ARHA title, award or points prior to the title award or points being officially awarded or recorded by ARHA, or uses a title other than the official title or award specified by ARHA rules, the registration certificate may be revoked permanently and the owner of record may be subject to disciplinary action.

Any member and any non-member who violates in any manner the rules and/or regulations of the Association; whose practices in supplying information for the Association records or whose conduct has endangered or may endanger the good order; welfare or credit of the Association; or who is convicted in a court of law for cruelty to animals, and up on submission of certified evidence of such conviction from any court, may be censured, suspended or, in the case of a member, expelled from the membership in the Association and denied privileges of the Association, including without limitations the generality of the foregoing, the privilege of registration or change of ownership or horses on the records of ARHA by the Board of Directors.

SECTION B-1. ANIMAL WELFARE

Every horse shall, at any time, be treated humanely and with dignity, respect and compassion. The standard by which conduct or treatment will be measured is that which a reasonable person, informed and experienced in generally accepted equine training and exhibition procedures or veterinary standards, would determine to be cruel, abusive or inhumane.

ARHA ANIMAL WELFARE STATEMENT

The American Ranch Horse Association is committed to the humane and proper treatment of all animals. In this respect:

A) The welfare of the horse is the primary consideration in all activities.

B) Horses will be treated with kindness, respect, and compassion at all times.

C) Responsible care will be used by all parties in handling, treatment and transportation of horses.

D) Horsemen and women as owners, exhibitors, or trainers will ensure the health and well-being of animals in their care at all times.

E) In ARHA classes or activities that involve the use of cattle, ARHA strives to safeguard the welfare of the cattle as well as the welfare of both horses and riders.

F) The standard by which conduct or treatment will be measured is that which a reasonable person, informed and experienced in generally accepted animal husbandry standards and equine care, training, and exhibition procedure would determine to be neither cruel, abusive or inhumane. Based on these principals, ARHA has developed and enforces rules to ensure ethical competition and humane treatment of horses and cattle. ARHA supports the development of procedures that assure equity, fairness, safety, health and welfare for all participants.

SECTION B-2. DRUGS

A horse shall not be shown in any class at an ARHA approved show or event held in conjunction with an ARHA approved event, if the animal has been administered in any manner a forbidden substance. A forbidden substance is defined as any stimulant, depressant, tranquilizer or sedative which could affect the performance of the horse (stimulant and depressant are defined as substances which stimulate or depress the cardiovascular, respiratory or central nervous system). Also forbidden is any substance, regardless of how harmless or innocuous it might be, which might interfere with the detection of any substance defined above. In the event any forbidden substance is administered to any horse for any reason, the owner and/or trainer shall withdraw the horse from competition until the drug is no longer present in the plasma or urine. ARHA reserves the right to implement random drug testing.

SECTION B-3. SURGICAL PROCEDURES

Any surgical procedures which could affect the horse's performance or affect its natural conformation or appearance is prohibited, except for those surgical procedures performed by a licensed veterinarian for the sole purpose of protecting the health of the horse. Upon discovery of the administration of prohibited surgical procedures, the show management shall immediately disqualify the horse and report the matter to the association.

SECTION B-4. CARE AND MAINTANCE OF CATTLE

A) A veterinarian should be reasonably available at every show and will attend to any injured animal after it has been removed from the arena. Should humane destruction of the animal be recommended, such destruction shall take place as soon as possible and shall be carried out by the most humane means possible.

B) A conveyance of a type on which an injured animal may be easily placed without causing additional injury should be made available at all shows to remove the animal from the arena in case of injury.

C) Cattle are recommended to be between 500 and 650 pounds. They should appear strong and healthy.

D) Chutes, corrals, mangers, etc., should be so constructed to prevent injury to cattle and horses. All areas in which cattle are kept should be free of rocks, holes, obstacles or any other dangerous obstructions.

E) Arena help may be fined and/or contestant maybe disqualified for mistreating cattle.

F) No cattle may be confined to vehicles beyond a period of twenty-four hours or as otherwise established by the federal government without being unloaded, properly fed and watered, provided that when animals are carried in conveyances in which they do have proper food, water, space, and opportunity to rest, the provision for unloading shall not apply.

G) Cattle that become excessively excited, so that they appear in danger of injuring themselves, should be released from the arena.

H) No sick or injured animals will be permitted to be used in competition. Blinded animals or animals with bad eyes will not be permitted to be used in competition.

I) Animals will be inspected and objectionable ones will be eliminated .

J) Any exhibitor tampering with competition livestock will be disqualified for the remainder of that particular show and will be subject to further disciplinary action.

K) If an exhibitor kicks the animal being worked, or hits it with the romal or reins in an abusive manner, he or she will receive a score of 0.

SECTION C-1. MEMBERSHIP, REGISTRATION AND FEES

All exhibitors and owners of horses showing in ARHA approved events must be current ARHA members in good standing. Every member is issued a membership card with an identification number. This number is to be used in all communication with ARHA and the card (or photocopy) must be shown to the show secretary when entering ARHA approved classes. New or renewing membership may be applied for at any ARHA approved show. It is the responsibility of the exhibitors and owners to be aware of and abide by all the rules and regulations set forth in this rulebook. Any person in violation of the ARHA rules may be subject to fines, forfeitures, probation and/or other disciplinary procedures. Annual membership will be based on the calendar year. Any and all memberships are non-refundable and non-transferable. Memberships paid at shows will incur a \$10 rush fee.

SECTION C-2. MEMBERSHIP TYPES

A) Individual: This membership is restricted to one (1) person, carried in the person's legal name only. Individual memberships are only eligible to compete in the Open Division classes.

B) General Membership: This is a non-competing membership for horses that are jointly owned by family members, partnerships and/or farms/ranches. Any owner of a jointly owned horse will also be required to have a separate ARHA membership to compete at an ARHA Approved show. A rulebook is not included with this type of membership, but may be purchased separately.

C) Youth: Youth membership is required for any youth exhibitor 18 & under to participate in any youth events as described in this rule book. Youth exhibitors are also eligible to compete in the Open Division. Youth exhibitors may show any ARHA registered horse as long as owner is a current ARHA member.

D) Novice Youth: Membership is required for any youth exhibitor 18 & under that qualifies to exhibit in any novice youth events as described in this rule book. Novice Youth exhibitors are also eligible to compete in the Youth and Open Divisions. Novice Youth exhibitors may show any ARHA registered horse as long as the owner is a current ARHA member.

E) Amateur: Membership is required for those persons who qualified as amateurs to participate in amateur events as described in this rulebook. Amateur exhibitors may also compete in the Open Division. Amateur exhibitors may show any ARHA registered horse as long as the owner is a current ARHA member.

F) Novice Amateur: Membership is required for those persons who qualified as Novice Amateurs to participate in the Novice Amateur division as described in this rulebook. Novice Amateur exhibitors may also compete in the Amateur and Open Divisions. Novice Amateur exhibitors may show any ARHA registered horse

as long as the owner is a current ARHA member.

G) Judges: An annual Judge's Membership is required for ARHA carded Judges and is due by January 1st to remain on the ARHA Approved Judges list. Any judge whose membership is not paid by the specified deadline will be removed from the judges list and will be required to re-apply for judges status. Judges with lifetime memberships will be required to pay the annual liability premium required for all ARHA Approved Judges.

SECTION C-3. 2026-2027 MEMBERSHIP FEES

All exhibitors and owners of horses showing in ARHA approved events must be a member in good standing. Every member is issued a membership card with an ID #. Each exhibitor must have their own separate membership to track points and create show records. This number is to be used on all official communication with ARHA, and proof of membership must be shown to the show secretary when entering ARHA approved classes. New and renewing members can apply for membership at the show and will be charged a \$10 rush fee per application. Entry forms must identify owners and exhibitors with their current ARHA ID #s, and the horse must be identified with the correct ARHA Certificate Of Eligibility number. Any deviation from the above information may affect ARHA points and awards records. It is the responsibility of riders and owners to be aware of and abide by all the rules and regulations set forth in this ARHA Rule Book. Any person or entity in violation of ARHA rules may be subject to fines, forfeitures, probation, and/or other disciplinary procedures. Membership may be terminated or rejected by Board of Directors for any cause deemed detrimental to the interests of ARHA programs, policies, or members.

A) Membership Fees are non-transferable and non-refundable. Membership in the American Ranch Horse Association is based on calendar year with the exception of Lifetime membership.

B) A lifetime membership is recorded in a single person's name. Lifetime memberships are non-transferable. When a Lifetime member becomes deceased, the membership will end on December 31 of the current year. This will allow for any horses currently being shown under that membership to continue to be shown and compete for any lifetime or year end awards.

C) Any person who changes status shall have 30 calendar days to update his/her membership and will incur a \$15 fee for new update card. Failure to update applicable membership shall render any points earned after the expiration of 30 days null and void.

SECTION C-4. ARHA FUNDS

Any and all fees and/or monies collected by charters/show producers are due to the ARHA and are the property of the ARHA upon collection and shall be turned over to the Association within 10 days of collection. The officers of such charters and/or individuals shall be held personally liable and subject to the rules pertaining to violations and disciplinary procedures. Any and all fees or monies due ARHA must be paid in U.S. funds only.

SECTION C-5. CANCELLATION OF WORK

When a request is received to cancel any work on which processing has begun, all work will be canceled, fees will be forfeited and all documentation (applications, photos, etc.) will be retained by

ARHA.

A) Failure of any individual to acknowledge and respond to any ARHA correspondence regarding application for membership, transfer or registration of horse , or any other ARHA business will result in that file being closed and “Dead Filed” and all fees forfeited after 60 days.

B) Upon receipt of incomplete work, the ARHA Office will contact the individual within 15 working days. If requested items are not forthcoming within 15 working days, a final written notice will be mailed. If no correspondence is received by the ARHA Office within 60 days, thereafter the file will be closed and “Dead Filed”.

C) When an application has been inactivated and placed in the “Dead File” for any reason, the following requirements must be met to re-open a file:

1) Payment of pertinent fees for the applicable work, based on the current date and, in case of registration.

2) Payment of appropriate member’s current membership fee; and

3) Submission of any documents necessary to complete the work.

SECTION C-6. RUSH FEES

In order for rush work to be recognized by ARHA, the following requirements must be met:

A) A rush fee for each application of work in addition to the regular fees must accompany the application. See current fee schedule.

B) Envelope must be clearly marked as RUSH to avoid delay in processing.

C) Rush fees are non-refundable and non-transferrable.

D) The time for complete processing is guaranteed only if work is complete and correct when received.

SECTION C-7. REGISTRATION / CERTIFICATE OF ELIGIBILITY

A) An ARHA Certificate of Eligibility is a permanent identification record assigned to each horse and is not re-issued each year. All Horses competing in ARHA approved shows are required to have a Certificate of Eligibility. All exhibitors, owners and co-owners are required to be current members of ARHA.

B) ARHA Certificate Of Eligibility is open to all western type breeds. Horses must walk, trot and lope. No gaited horses or mules will be accepted for registration. ARHA reserves the right to require breeds and/or grade horses to have veterinary certification.

C) Registered breeds must include a photo copy of the horse’s breed association registration papers with the ARHA Certificate Of Eligibility registration application. All registered horses must be registered with ARHA under the name assigned to them by the Breed Association. The ownership of horse must be identical to the name on the Breed Association registration.

D) Grade Horses: All unregistered (Grade) horses must be shown under one name only and said name may not conflict with a registered horse’s name, at any and all exhibitors approved by ARHA. Grade horses may apply for registration at the show but must be inspected by a show official or judge and the inspector must sign-off on the application. If application is submitted by mail or on-line it must include four (4) photos, front, back, right

side, left side and a short video of showing horse at a walk, trot, lope.

E) At the show, if a judge finds a horse is gaited, they reserve the right to file a protest to Registration Committee.

F) ARHA reserves the right to pull any Certificate Of Eligibility they deem does not fit the registration criteria. All fees will be forfeited with no refunds or transfers of fees

G) POA (Pony Of America) and Quarter Ponies must be 13.2 hands or larger by January 1 of their five (5) year old year. Veterinarian certificate is required. Papers will be pulled with no recourse from owners should Quarter Ponies not be a legitimate 13.2 hands. Any horse POA or under five years will be issued temporary certificate if under 13.2 hands.

H) Mustangs must include a copy of BLM Animal Health & Identification Record. Temporary papers will be issued until BLM certificate of ownership/vet statement of size is received by ARHA, then a permanent Certificate Of Eligibility will be issued.

I) Horses that do not have breed registration papers but submit proof DNA testing with their application along with sire and dam registration papers will have breed type and pedigree listed on their Certificate Of Eligibility.

J) A fee will be charged for the original certificate, for replaced certificates, for transfers of ownership, and for certificates requested by the owner to be reprinted for a person name change or gelding status.

K) To enter an ARHA approved show, the certificate of eligibility (original, photocopy or phone picture) must be shown to the show secretary at time of entry. All certificate of eligibility applications or transfers must be completed prior to competing.

L) ARHA expressly reserves the right to order any of the following: photographs, inspection and/or documentation of any horse currently registered with ARHA or any horse making application for registration to ARHA to ensure conformance with rules and regulations as set forth in the Official Rule Book of ARHA. ARHA reserves the right to deny registration.

M) A member who fails to keep adequate records or refuses to furnish the Association with information that is needed or requested concerning the business of registration certificates, transfer of ownership, applications for registry or other matters involving said person or persons may be subject to disciplinary action. Rulings made by the Board of Directors are final.

SECTION C-8. LOST CERTIFICATE OF ELIGIBILITY

A duplicate certificate is a new registration certificate issued when the original has been lost or destroyed and will not be issued as a second certificate. It is issued when sufficient proof of loss and proper identification of the horse has been submitted to ARHA. Certificate Duplicate may be accompanied by the last recorded owner only. Affidavit Of Duplicate Certificate form must be completed, notarized by current owner and the appropriate fee.

SECTION C-9. CORRECTIONS

Registration certificates can only be corrected by ARHA office. In most circumstances of correction, a new certificate will be issued with proper notation. The owner may receive free corrections

within thirty (30) days from time registration is mailed from Association office, for no additional charge by mailing certificate accompanied by the necessary documentation for the change. Thirty days (30) will be determined by the postmark when certificate is returned. Such corrections will not include a change of name from one which has been submitted by the owner.

SECTION C-10. CASTRATION/GELDED

When a horse has been gelded, the date of castration, the owners signature and original certificate should be returned to ARHA immediately so that correction can be made on certificate. This must be recorded with ARHA before any colt will be awarded points as a gelding.

SECTION C-11. CHANGE OF HORSE'S NAME

A horse's name may be changed upon proof from the breed association, ARHA Original Certificate Of Eligibility and remittance of appropriate fees so long as it has not competed in an ARHA approved show or event.

SECTION C-12. TRANSFER OF ARHA OWNERSHIP

It is the purchaser's responsibility to obtain the horse's certificate of eligibility from the previous owner, and to submit all completed transfer paperwork, original ARHA Certificate Of Eligibility, Affidavit Of Duplicate Certificate (if needed), and fees prior to showing the horse. The certificate of eligibility is effective on the date it is received in the ARHA office or submitted to the show secretary at an ARHA approved event; it is not retroactive. If certificate of eligibility and transfer report are delivered to ARHA without sufficient information, the registration certificate will be retained by ARHA until the transfer can be completed and recorded.

A) If a horse is shown without correct ownership on the certificate of eligibility, the show secretary will be fined \$25.00. A second offense may result in disqualification, forfeiture, and a \$100 fine to the owner of horse.

B) Any misrepresentation or false statement on the certificate of eligibility application shall constitute unsportsmanlike conduct and will subject owner and/or exhibitor to disciplinary action as set forth in this rulebook.

SECTION C-13. HORSE OWNERSHIP

Any ARHA member may show (with the exception of a General Membership - which is for ownership purposes only) any horse that holds an ARHA Certificate of Eligibility. Both the owner(s) and the exhibitor must be current members and show proof of current membership(s) and Certificate Of Eligibility at the time of entry at a show.

A) Any open, amateur, youth or novice exhibitor does not need to own the horse they are showing.

B) For the purpose of ARHA recognition and awards only, in the open division the points, titles and earnings will be sent to the "Recorded Owner" of the horse.

C) For the purpose of ARHA recognition and awards only, in the Amateur, Youth and Novice division the points and award titles will be sent to the amateur or youth winning any points and/or titles.

D) Any earnings will be sent to the “Recorded Owner” of the horse.

SECTION C-14. CLASS ELIGIBILITY

Class Eligibility for the current year for horses and riders are based on ARHA recorded points and/or earnings on January 1.

A) A) It is the owner’s and exhibitor’s responsibility to be aware of official ARHA horse and exhibitor points. When eligibility limits are surpassed during the show year, the exhibitor can complete the year in that division. Any exhibitor competing in a class or division for which he/she is ineligible (or his/her horse is ineligible) will be fined \$25 for the first offense. After receiving notice, any second offense may result in a \$100 fine.

B) B) When a horse/rider is found to be ineligible, the points will be forfeited and ARHA will correct the class placings in database. The disqualified exhibitor will be responsible for returning any prizes, awards or earnings to the show secretary.

C) C) When a suspended exhibitor is reinstated as an ARHA member in good standing, his/her eligibility will resume at the level held prior to suspension. Anyone showing in ARHA approved shows is subject to ARHA rules and regulations outlined in this rulebook.

SECTION D-1. PROPOSED RULE CHANGES

A) Any current member, a standing committee, a special committee, the Board Of Directors, or ARHA staff may propose a rule change. A rule change is any change to the rule book.

B) All proposed changes must be submitted on the form designated for that purpose and are available from the ARHA website or office. All blanks must be completed and a justification for the proposed change cited. Forms which are incomplete, lacking the justification, or that fail to cite the specific change requested, will be returned to the originator.

C) A proposed rule change form should be sent to the ARHA Office by June 1st of the year prior to when the rule book is to be updated and reprinted.

D) All Proposed Procedural Changes will be:

1) Researched and reviewed by Association Office Staff, Board Of Directors and the Association Attorney, if deemed necessary. A proposed Rule Change that contains possible legal or financial implications or any consequences deemed not in the best interest of the Association may be subject to action by the Board Of Directors. If deemed appropriate for further study, the proposed change will be referred to the appropriate Standing Committee Chairman and the Rule Book Committee.

2) Referred to the appropriate Standing Committee(s) Chairmen and the Rule Book Committee.

3) Referred back to the Board Of Directors from the standing committee(s) chairmen and/or rules committee with a report and recommendations if the proposal change is to be presented for consideration to the Board Of Directors.

4) Presented to the Board Of Directors in a legal and properly worded form for consideration on the agenda of the next Board Of Directors meeting.

5) The Board Of Directors will vote on the proposed change.

E) During the course of the day to day management of the

association, if the occasion should arise that is not clearly written or defined by the ARHA Rule Book, in the best interest of the association and its Members, the ARHA Office and/or Board of Directors are empowered to make clarifications as needed to the ARHA Rule Book. Any changes under this provision would then be corrected.

SECTION D-2. STANDING COMMITTEES

A) All standing committee members must be ARHA current members in good standing. In making appointments to the committee, the ARHA shall appoint committee members for not less than one year. Future appointments to fill vacancies and for new members shall be by the advice and consent of the Board Of Directors.

B) The Chairperson of each committee shall be appointed annually by the President and the Board Of Directors.

C) Committee members will be appointed by committee chairman and must be approved by the Board of Directors.

D) These committees shall have those duties as prescribed or granted to them by the Board Of Directors. Committees shall advise the Board Of Directors on matters relative to their committee assignments. They also will evaluate their program areas, prioritize needs, make proposed annual and/or long range plans, and present these findings to the Board Of Directors. The report and plans will be approved or disapproved for action during the year or year(s).

E) Subsequently, each committee has the authority to carry out their approved plans within the limits set up by the Board Of Directors. Timely reports of committee projects and actions shall be given to the Board Of Directors upon request.

F) Standing Committees may include, but are not limited to:

- 1) Youth Activities
- 2) Amateur
- 3) Ethics
- 4) Rules & Regulations
- 5) Advisory Panel

These committees serve for the duration of the special issue or until replaced or until the committee is disbanded.

SECTION D-3. ETHICS COMMITTEE

The Ethics Committee will be comprised of a current member in good standing. Each protest or complaint will be reviewed by the Ethics Committee and it shall be their duty to review the protest/complaint. The Ethics Committee shall review all matters where disciplinary action may be possible and make recommendations to the Board of Directors. The Board Of Directors shall have the authority, with or without recommendation of the Ethics Committee to make the final decision.

SECTION D-4. JUDGES COMMITTEE

The ARHA Board of Directors will appoint a Judges Committee Chairperson. The Chairperson will then appoint the committee members. It shall be the duty of the Judges Committee to administer judges test, conduct seminars, review all judging performances on recommendations of the show representatives or by official protest, and to conduct investigations and hearings

into any inappropriate behavior by an ARHA judge. The Judges Committee shall make recommendations to the Board of Directors that they deem necessary to improve the quality, integrity, and performance of the judging system. The Judges Committee, upon receipt of information which adversely affects a person's ability to be a judge may temporarily suspend a judge's privileges pending a hearing with the ARHA Board Of Directors. The Board Of Directors shall have the authority, with or without recommendation of the Judges Committee, to discipline, penalize, and/or remove a Judge's name, from the approved judges list.

SECTION D-5. AMATEUR COMMITTEE

The Amateur Committee shall bring to the attention of the board any problems, suggestions, or criticism regarding the Amateur and Novice Amateur division that arise during the course of the year. The committee will also make suggestions and recommendations to the board regarding any persons eligibility requirements.

SECTION D-6. YOUTH COMMITTEE

The Youth Committee will be appointed by the board. Each charter will appoint a Youth Adviser to represent their charter youth to work with national youth committee.

SECTION D-7. LEGAL ACTION

Every member, former member, non-member, including any corporation, LLC, partnership, trust, estate, or any other legal entity that may be subject to these rules, at any time, agrees that he/she or such entity will not commence any action, whether in law or equity, against the ARHA in any courts other than those federal and state courts located in Monroe County, Mississippi. If unsuccessful in any attempt to overturn any ARHA decision actions, rules or regulations, said person or entity and agrees to reimburse ARHA for its reasonable attorney fees, court costs and any other expenses in connection with the defense of such suit.

SECTION D-8. CAUSES FOR DISCIPLINARY ACTION (PROTEST OR COMPLAINT NOT REQUIRED)

A) Forfeitures. Any rider participating in a class or division in which he/she (or horse he/she is riding) is not eligible.

B) Failure to pay. Any member, non-member, approved event, ARHA Charter thereof, may be suspended and denied privileges of ARHA for the failure to pay when due, any obligation owed to:

- 1) ARHA
- 2) ARHA Approved Event; or
- 3) an ARHA Charter
- 4) Vendor, Sponsor, person or entity or otherwise associated with ARHA.

C) Obligations owed under these provisions to ARHA approved shows and Charters, including but not limited to: entry fees, stall fees, office charges, all costs and fees associated with a returned check, or any other fees or charges connected with the exhibition of a horse are also subject to these provisions. This rule shall apply to the rider, owner(s), or agents for any unpaid debts related to the entry, exhibition, showing, stalling, or any related fee or purchase at an ARHA approved Show. Agent is defined as anyone who acts and/or signs on behalf of an owner or rider.

D) Ten (10) days prior to suspension or denial of privileges

pursuant to this section, ARHA will provide written notification of the amount due and the intention to suspend or deny privileges.

SECTION D-9. REINSTATEMENT GUIDELINES

A) Must pay all obligations and resulting fines associated with ARHA.

B) Members who are suspended for any reason must pay the association a \$50.00 fee to reinstate their membership.

C) Members who have received disciplinary action and/or suspension will lose privileges (Professionals, Amateur, Judges, etc.) for the duration of the disciplinary period.

D) All disciplinary and/or suspended members must reapply to regain privileges (Professionals, Amateur, Judges, Show Secretaries, etc.) once disciplinary period is concluded. To reapply, the member must request in writing to the ARHA Board Of Directors. The BOD shall have the right to request a recommendation from the Ethics Committee prior to making final decision.

E) Once re-instated, the member shall be eligible for the same divisions as prior to the suspension, pending the eligibility criteria did not change during the disciplinary action and/or suspension.

F) Any person writing checks from closed accounts will only be able to pay by cash. No personal or company checks will be accepted.

SECTION D-10. FORMAL COMPLAINT AGAINST A JUDGE

A) To make a formal complaint against an ARHA approved judge, such complaint must be in writing and signed by the complainant and contain specific facts giving rise to the complaint, and be received by ARHA with-in 10 (ten) days from the date of the occurrence. By filing this complaint, the complainant agrees to attend a hearing, if any, conducted by ARHA in regard to the matter either at ARHA Office or as the Director Of Judges directs.

SECTION D-11. DISCIPLINARY PROCEDURE

A) ARHA membership carries responsibilities as well as certain rights. Any member may be disciplined, fined, or have his/her membership revoked or suspended for good cause. The Executive Committee may deny membership when it, in its sole discretion, establishes that a member or non-member is not a worthy candidate.

B) Anyone who becomes an ARHA member is subject to all portions of the Rules and Regulation, and accepts and agrees to be bound by all the Rules and Regulations, Terms and Conditions of this ARHA Rulebook.

C) Anyone who becomes an ARHA member or is subject to any portion of the Rules and Regulations, Terms and Conditions of this ARHA Rule Book renounces any recourse which he or she may have against the Association in connection with the enforcement of those rules. This would include any associated or related corporation, trust, or other business entity.

D) Any member or non-member may be disciplined, suspended, or expelled from ARHA and denied any or all privileges of the Association and its affiliated charters. Any false registration certificate may be cancelled by the Executive Committee, whenever it shall be established by satisfactory evidence that

such member or non-member has violated any pertinent rule of ARHA.

SECTION D-12. PROTEST AND COMPLAINT FILING

A) When a member in good standing believes that the conduct of another member or non-member warrants disciplinary action, or a violation of ARHA Rules and Regulations has occurred at an ARHA Approved Show, he or she must file a valid written, signed protest or complaint with the ARHA Office within ten (10) days of the actual incident, and/or within 10 days of having gained knowledge of an incident. ARHA may act on infractions outside of ten (10) days to protect the integrity of the Association, welfare of the horse, or safety of ARHA members.

B) Protest and complaint submissions are not considered valid without appropriate information. Requirements to properly submit a protest or complaint include:

- 1) Name of accused
- 2) Event name, date and location
- 3) Accused allegation and section of the ARHA Rulebook of violation.
- 4) Witness list and contact information
- 5) Detailed description and/or evidence of the allegation or complaint
- 6) \$100.00 non-refundable filing fee

C) Protest and Complaint Filing for which \$100.00 filing fee is waived:

- 1) Standing or Additional Committee, as a committee and/or committee chair, if the alleged rule violation falls within that committee's domain.
- 2) Ring Stewards/Show Representatives involved as officials at an event who are not directly involved as an exhibitor of the particular class in question.
- 3) Judges' Grievances warranting disciplinary action.
- 4) Show Managers or Show Secretaries who are involved as officials at an event.
- 5) Past history may be considered for all disciplinary matters.
- 6) ARHA Board Of Directors may, by giving written notification, temporarily suspend a member for any action considered egregious affecting further ARHA privileges until the Ethics Committee can hear the matter and take appropriate action, if deemed necessary.

SECTION D-13. HEARING

A) The ARHA Board of Directors is the forum within the Association which is responsible for instituting hearings and/or reviewing evidence of alleged rule violations or assigning committees to do so in regard to such alleged violations by members or non-members. Members may be disciplined, suspended or expelled from the Association, and non-members may be denied any or all Association privileges. Registrations may be canceled and applications for membership and/or registration may be denied.

B) Proof necessary to establish a rule violation or that quantum of proof which would lead a reasonable person to believe that matter alleged in the notice of hearing is established by creditable

evidence admitted before the Board of Directors. A majority vote by the Ethics Committee and the Board of Directors shall be determination of guilt and its decisions and actions shall be final and binding on all parties.

C) Any party requested to attend a hearing by the Board of Directors, or appropriate committee appointed by the Board of Directors, shall be given no less than fifteen (15) days written notice of time and place of hearing. Such parties involved in hearing may attend in person and/or be represented by counsel to be heard and present evidence and to hear and refute evidence offered against him/her.

D) Reinstatement privileges shall be considered, upon written request from suspended parties, providing just cause can be demonstrated by suspended party. The decision to consider reinstatement shall be made by the Board of Directors. Reinstated parties may be placed on probation for any amount of time as determined by the Board of Directors and Ethics Committee. Probationary periods may be waived as seen fit by the Board of Directors/Ethics Committee.

E) Every member, by joining the Association and every non-member filing an application for registration/membership or other documents with the Association, or participating in Association-approved events, does hereby agree to the following:

1) If unsuccessful in the attempt to overturn Association decision, actions, rules or regulations, to reimburse the Association for reasonable attorney's fees, court costs and other expenses in defense of such suit; and,

2) That he/she will not commence any action, whether law or equity, against the Association in any courts other than those federal and state courts in Monroe County, Mississippi.

SECTION D-14. SUSPENSION

On or after such time as any person has been suspended, expelled or denied ARHA privileges, in addition to other provisions of the ARHA Rule Book or policy of ARHA, the following restrictions shall apply:

A) That person shall not participate, and shall be ineligible to participate in any ARHA-approved event. Such person shall be ineligible to hold an approved judges card, be an officer for any ARHA Charter or any other ARHA accreditation.

B) That person, that person's spouse or entity owned in whole or in part by that person shall not register any horse with ARHA, nor transfer registered horses into his or her name, that of a spouse, or entity owned in whole or in part by that person. To prevent hardship on innocent third party purchasers unaware of membership suspension, the Board Of Directors has discretion to waive procedural requirements if all other registration or transfer requirements of ARHA are fulfilled.

C) A current list of suspended persons shall be maintained at ARHA's office and published on ARHA's website and official publication.

SECTION E-1. SHOW & EXHIBITOR ETHICS

Establishing and maintaining public confidence in the professionalism, honesty, ability and integrity of the American

Ranch Horse Association is fundamental to the future success of the Association. As a condition of ARHA membership, all involved agree to conduct themselves in an honorable and professional level and to abide by rules and regulations of this Association. By doing so, these persons give notice that they recognize the vital need to preserve and encourage fair and equitable practices among all who participate within the Association.

A) Unsportsmanlike Conduct. Conduct by Association members, non-members, exhibitors, trainers, owners, owner's representatives, spectators, and all other persons present on the Association event grounds of facilities shall be orderly, responsible, sportsmanlike, and humane in the treatment of horses. Any of these violations will be subject to disciplinary procedures. Unsportsmanlike conduct or any other form of misconduct that is irresponsible, illegal, indecent, profane, intimidating, threatening, or abusive will not be tolerated. Show management may immediately expel any individual exhibiting unsportsmanlike conduct from the show grounds without exhibitor recourse and shall file a written report with ARHA concerning the conduct in question.

B) No exhibitor shall approach a judge during an ARHA competition except through the ring steward or a show official. An exhibitor may make a request through the ring steward or a show official for a judge's opinion or interpretation which can be stated in the presence of a show official at any time; however at no time should interaction between the exhibitor and judge be permitted during a competition.

C) Conduct by Association members, non members, exhibitors, trainers, owners, owner's representatives, spectators, and all other persons present on the Association event grounds or facilities shall be orderly, responsible, sportsmanlike, and humane in the treatment of horses. Any violation of this conduct is grounds for disciplinary action.

D) A rider will not enter the show arena of any ARHA approved show with any equipment/attire other than legal ARHA equipment/attire while the show is in progress. The show management, representatives or judge may disqualify a contestant if he/she enters the arena with any illegal equipment/attire and all entry fees and/or premiums to said contestant shall be forfeited.

E) An ARHA approved judge shall be treated with courtesy, cooperation and respect. No person, exhibitor, owner, or otherwise, shall direct abuse or threatening conduct toward them, either in the furtherance of their judging duties, or as a result thereof, whether or not the conduct occurs during an approved show or on show grounds.

F) Requesting Judge's Opinion. An exhibitor may make a request through the ring steward for a judge's opinion concerning an exhibitor's horse which can be stated in the presence of the ring steward at any time; however, at no time will fraternization between the exhibitor and the judge be permitted during the show.

SECTION E-2. AFFILIATE CHARTERS

A) Affiliates shall be chartered and operate under the supervision of the ARHA Board Of Directors. Each affiliate must have on file with ARHA a properly executed ARHA Charter Application with

a \$125 annual fee, Annual Report as approved by the Association Board Of Directors. Additionally, the affiliate must also send to the Association annual reports as set by the Board and otherwise comply with ARHA Rules and Regulation.

B) Affiliation is a privilege and not a vested right, granted or rejected at the American Ranch Horse Association's discretion on an annual basis according to procedures and requirements formulated by the Board Of Directors. The affiliate association shall have no authority, express or implied, to act for, or bind the American Ranch Horse Association in any manner. Final approval/denial of charter applications rest solely with the ARHA Board Of Directors.

C) An Affiliate Charter's name must include the words "Ranch Horse" and must have a minimum of ten (10) memberships in good standing with ARHA.

D) An affiliate must be formed as a corporation with articles of incorporation and bylaws prepared according to the controlling laws of state corporation and governed by its own Articles Of Incorporation and By-Laws.

E) Each Affiliate must conform to the state laws of incorporation in which they are organized and be consistent with the ARHA by-laws and rules. Affiliates must follow standard procedures as set forth by the ARHA and must amend their bylaws and rules as the ARHA by-laws and rules are amended.

1) Affiliates must be formed and maintained only for the purpose of advancing and promoting education and the versatile ranch horse through the ideals of ARHA, including good horsemanship and sportsmanship and should consist of a "purpose" which states "to cooperate with and aid in every way possible the programs and functions of the ARHA and to uphold the polices of ARHA".

2) Affiliate By-Laws shall include, but are not limited to, the following:

a) ARHA Charter Constitution and By-Laws.

b) Name, location, purpose and corporate seal.

c) Geographic boundaries.

d) Membership, annual membership meeting and quorum.

e) Board Of Directors and duties of the board – the bylaws must state: "The Board of Directors shall consist of members elected by the membership. All affiliate officers and board members must be current members of ARHA, and only the affiliate members that are current members of ARHA may vote on official Charter/ARHA business and election of officers".

f) Officers and duties of the Officers including regular financial accounting.

g) Annual Election of Charter Directors and Officers. (All must be current ARHA members)

h) Amendments.

i) Indemnifications, and

j) Dissolution.

F) Any group desiring to charter an affiliate should obtain an application for affiliation from the Association that shall contain step by step instructions on how to proceed with the petition of

charter for affiliate status.

G) In a state or region, where an affiliate currently exists, a new affiliate may not be chartered without consent from the ARHA Board Of Directors. Upon receipt of application for a new affiliate in a state or arena where an affiliate currently exists, the ARHA will notify all existing affiliates in that area and solicit input regarding such application. The ARHA Board Of Directors will decide, based on the best interest of ARHA, whether any new affiliates will be chartered. In no case, shall an affiliate be formed that infringes on or that might create an adverse effect on an existing affiliate.

H) Affiliate Compliance. Renewing Charters must submit a complete and correct renewal application listing officers and Board Of Directors who are ARHA members in good standing with dues paid for the current year to ARHA by January 31 of each year. Charters failing to submit complete and correct renewal applications by February 15 or whose charter renewal application remains incomplete or incorrect and any Officers and/or Board of Directors who have not renewed their current year's ARHA membership will be fined a late fee of \$100. A Charter/Show agrees that they must submit all show results correctly within the designated time frame.

I) Each charter will send 2 (two) Representatives to any Charter Meeting held to discuss/vote on any proposed rulebook changes that are submitted by members and/or charters.

J) Each Charter will be responsible for the affairs of its own charter and ARHA will not be held liable or accountable for internal differences.

K) Non-Compliance by a Charter. Any Charter failing to adhere to the rules and policies of ARHA or whose activities bring disrepute to ARHA, or are detrimental to the best interest of ARHA, shall be subject to sanctions after notice and hearing. Failure to meet exact requirements will be excused in the charters first year. However, failure to meet requirements for a period of 3 years, after review, will result in the revocation of the Charter by the Board Of Directors.

SECTION E-3. FAILURE TO PAY/BAD CHECK POLICY

Any person may be suspended and denied ARHA privileges for failure to pay when any obligation owing to ARHA or to an ARHA Approved Charter, Show Official, or Show Vendor by giving a worthless check for any show fees, charges or any other fees or charges including bank charges for returned checks connected with exhibition of horses or purchase of product. This rule shall apply to the rider, owner, agent or member.

A) After all efforts have been made to collect NSF checks by phone, mail and email, a certified or registered letter with return delivery form (requires a signature upon delivery) must be sent to the member. The member shall be given 30 days to pay the amount due. After the 30 days notice, ARHA will assume the obligation to be valid and may proceed with suspension or denial of ARHA privileges.

B) Upon suspension and/or denial of privileges by the association, the name address, city, and state of such member or non member and description of disciplinary action may be published in the official newsletter and/or on the ARHA's official web site.

C) Any suspension and/or denial of ARHA privileges under this section shall terminate upon full payment of the obligation due.

D) Second offence will be result in being put on a “cash only“ basis permanently.

SECTION E-4. GEOGRAPHICAL REGIONS

The membership of the Association shall be divided into the geographical territories and regions set forth below:

A) Region 1. Washington, Oregon, California, Arizona, New Mexico, Montana, Wyoming, Colorado, Utah, Nevada, Idaho

B) Region 2. North Dakota, South Dakota, Minnesota, Iowa, Indiana, Michigan, Wisconsin

C) Region 3. Maine, Vermont, New Hampshire, Massachusetts, New Jersey, Connecticut, New York, Rhode Island, Pennsylvania, Delaware, Maryland, West Virginia, Virginia, Ohio, Kentucky,

D) Region 4. Missouri, Arkansas, Louisiana, Texas, Oklahoma, Kansas, Nebraska, Illinois.

E) Region 5. Tennessee, North Carolina, South Carolina, Georgia, Alabama, Mississippi, Florida

SECTION F-1. SHOW APPROVAL

All approved classes must be open to any ARHA horse owner meeting the age, ownership and eligibility requirements. Membership and horse registration in ARHA competition are the only mandatory requirements. Charters may require membership to compete for show and year end highpoint awards or special charter activities. Exhibitors must hold a current ARHA membership card to compete. Youth, Amateur and Novice exhibitors must also hold a current card if competing in that division. All approved events are open only to horses holding a valid ARHA Certificate of Eligibility. Show approval is a privilege, not a right, granted or rejected at ARHA discretion on an annual basis according to continuous evaluation of the applicant, including, but not limited to, competence of show management, enforcement of ARHA rules, quality of show, and service to ARHA members. Applicants desiring to hold an ARHA-approved show must obtain prior tentative ARHA show approval. To obtain tentative show approval for a previously approved show, an application form from ARHA must be correctly and entirely completed if show results and points awarded to the horses are to be accepted and entered in ARHA records as official.

A) All classes included in this rule book are ARHA approved point classes except as noted.

B) Application Forms. Any organization, charter or individual may request their show, event or contest and results be approved by ARHA. Approved Show Application forms must be obtained from ARHA office and must be correctly and entirely completed. Application fees are non-refundable/non-transferable and must accompany the initial application. Show application must include show bill or show premium in scheduled order and date. This must also be emailed to the ARHA Office email that is listed on the ARHA Show Application in PDF format. No show approval will be granted without this being included with show bill and judges listed. The show bill can be amended up to 45 days prior to the show by written notification to ARHA Office.

C) Previously held show. An ARHA approved show having been held the previous year is considered an established show and has priority to reserve identical days per calendar week for the current year until terminated. To preserve a preferential show date, an established event must contact the ARHA Office in writing, not less than six (6) months in advance of the anticipated event date. Priority dates are a privilege, not a right, and therefore cannot be sold or transferred from one sponsoring body or management to any other.

D) New Show. A show not held the prior year is considered a new show. Additionally, an ARHA approved sanctioned show that changes sponsoring body, or show name, changes location more than 150 miles, or moves to another state/location is considered a new show without priority for dates.

E) Form Postmark Date. Show application form(s) must be postmarked sixty (60) days prior to date of show and must be accompanied by a non-refundable fee as per show application requirements. All ARHA approved show dates will be posted on the ARHA website and publication calendar of events. No shows will be approved after the 45th day prior to the show's start. Late fees will apply if after 60 days.

F) Changes to Show. Any changes made to information on submitted event approval must be done in a timely manner and is at the discretion of the ARHA as to whether or not the change will be accepted. Any change to entry fee, show bill, added money, date, location must be submitted 15 days prior to the starting date of the show/event. Any event submitted for ARHA approval that is received by post, fax or email in the ARHA Office after the appropriate deadline or an approval form that is not completed in full may be subjected to a \$100.00 late fee.

G) Show Manager, Show Secretary, and Ring Stewart must be three separate individuals. All three must have current ARHA membership at the time the show approvals are submitted to ARHA Office.

H) Show Secretaries must be certified by the ARHA.

I) Unapproved Classes. The ARHA recognizes the need for diversity in classes held at different levels of competition and in different geographical areas, as well as to generate promotional activities for affiliate groups. This diversity allows for growth and development of charters and uniqueness in show management. Among these type of classes are: Leadline, Walk-Trot, Green Horse, Green Rider, and other additional classes with a variety of individual conditions written by charters or show management. These classes often use ARHA rules with a noted variation in show conditions to accommodate the specific class. The class variation rules for Non ARHA classes must be submitted and approved by ARHA with show approval. ARHA does not sanction these classes for national points, but does recognize and encourage their use for the growth and development of ARHA charters, the interest of the exhibitor, and the overall management of shows. Premium list/show bill must indicate if the class is not an ARHA approved class (Non-Point earning class). It must be listed as Non-Sanctioned (NS) class on show bill. So that there is no confusion to exhibitors, the term "Open" will not be allowed as this refers to ARHA Open Division. ARHA reserves the right to deny any classes

that jeopardize ARHA classes, integrity or purpose of an ARHA show.

J) Show Approval Notification. Show officials will be notified by ARHA if the show is approved or what factor(s) need be rectified so that the show may be approved. If a certain class is not approved, it may not prohibit the approval of remaining classes.

K) Mileage Between Same Show Dates. Shows may be approved on the same date as another ARHA approved show if the two are located at least 100 highway miles away from each other.

L) Name of Show. All shows approved by the ARHA shall be named, advertised, listed and otherwise referred to as Ranch Horse Show and must state "ARHA Approved". *The words "Champion", "Championship" "World", "National" or "Congress" are reserved for shows sponsored by the American Ranch Horse Association (ARHA).*

M) ARHA Rules to be Used. The rules as set out in this rule book shall be used at all approved shows including any non-ARHA sanctioned classes offered at those shows, unless otherwise approved by the Board of Directors of ARHA. Failure to follow ARHA Rule Book in conducting the show may result in future approval of shows being denied and/or possible disciplinary action. The Board of Directors shall decide such cases.

N) Selection of Judges. Judges must be chosen from ARHA's current approved judges list of the American Ranch Horse Association effective January 1 of the current year. Upon request, the ARHA Office will furnish a list of qualified and approved judges to organizations or persons sponsoring shows.

O) Shows will not be approved if it conflicts with any ARHA event and/or ARHA World Show.

P) If a judge is unable to fulfill a judging commitment, the ARHA Office must be notified in writing immediately.

Q) Failure to pay for services. The show sponsor or sponsors of any ARHA approved show which fail to pay for services rendered to a third party (ie: judges, show staff, cattle, facilities, or to pay premium money to exhibitors, etc.) in connection with holding of an ARHA approved event will be denied ARHA approval for future shows until all fees are paid.

R) Cancellation Of Show Dates. Any show who cancels their date(s) must notify the ARHA Office IMMEDIATELY so that date(s) can be made available to other show sponsors.

SECTION F-2. MINIMUM SHOW REQUIREMENTS

A) Conformation Classes. Show management has the option of offering conformation classes at a show in Open, Amateur and Youth divisions. Conformation classes may be offered in one of two (2) categories. See J-6 Conformation classes for specific categories. One of the Conformation classes is based on horses age and must be offered in all gender divisions with the exception of stallion classes in the youth division. The other category is to offer Conformation classes that combines all ages and genders per divisions with the exception of Youth division, as they cannot handle or show stallions.

B) Performance Classes. There shall be no minimum number of performance or cattle classes required to have an ARHA approved shows for ARHA points. The number of performance classes shall be left to the discretion of show management. Any

one performance class can be approved by submitting a show approval application.

1) When requesting a junior and/or senior class, both classes must be applied for. Should junior and senior classes be offered, a third combined age class (All Age) will not be recognized for points as no horse can show twice for the same points.

2) An approved class or classes as listed in the rulebook (with class code numbers) may qualify for ARHA approval providing an ARHA Approved judge is used and the class is open to ARHA registered horses only.

3) It is recommended, but not required, that all ARHA approved shows offer youth, novice youth, amateur and novice amateur events.

SECTION F-3. CHARTER SHOW & HIGH POINT SHOW AWARDS

A) High Point & Versatility Awards at Charter Shows Refer to General Rules.

B) Charter Year-End Awards Refer to General Rules

SECTION F-4. TYPES OF SHOWS

A) **Single Judged Shows.** A single judged show is limited to one judge in the arena at any given time and held on one or more days.

B) **Multiple Judge Shows.** Multiple judged shows are two or more judges in the arena judging independently at one time on one or more consecutive days. Points will be awarded under each judge.

1) An entry in a multiple-judged show will be considered an entry under all judges and all show fees will be assessed accordingly.

2) Multiple judged shows must have each judge work independently, there shall be no consultation or visiting between judges during the actual judging of show.

C) **Split Combined Shows.** Any one show with classes split over consecutive days with classes only held once. Split combined shows may be single or multiple-judged.

D) **Special Events.** Organizations or individuals wishing to sponsor Special Events (i.e. Top Ranch Hand Challenge, cuttings, reinings, ranchmanship, etc.) must obtain the approval of ARHA if the results of such events are to be recognized and points are to be awarded to the horses that place in that event. Approval does not carry over from year to year and must be obtained for each individual event.

SECTION F-5. PREMIUM LISTS / SHOWBILL

A) **Premium List & Entry Fees.** Premium list and entry forms should be printed in order to insure uniformity. All shows must abide by the entry fee listed on their show premium.

B) **Prizes Offered.** If money prizes are offered, the fixed amount of each prize shall be stated in the premium list. Special prizes do not have to appear in the premium list but it is recommended since it enhances the attractiveness of the show. The show committee is not required to award any existing un-won prizes.

C) **Content.** The premium list shall contain a list of officers of the show and names of ARHA Officials. The exact location of the show must be specified and the date or dates to be held; also, the closing date of entries and exact date and starting time, list of ARHA approved classes in the order to be held and the name of judge for each day.

D) Health Requirements. Health requirements should be outline on show premium and enforced by the show management as required by state, federal law and facility requirements.

SECTION F-6. SHOW RESULTS

The results of any ARHA-approved show must be submitted in their entirety in the format specified by ARHA. All forms necessary to report show results will be made available on the official ARHA web site or can be mailed to show management upon request. Designated computer show program must be used for show results but will not be furnished by ARHA. Show management must submit the show program roster of all horses entered, cover/summary sheet, and rush memberships and registration applications taken at show to ARHA. Show records must be kept on file for one (1) year by show management or charter (roster of all horses entered, cover/summary sheet, and rush memberships and registration applications) Show management must also return completed judges Evaluation forms for show results to be processed, or any future show results will be denied until evaluation forms are completed and returned to the office.

A) Submission of Show Results. The submission of the original, correct and ACCURATE show results to ARHA must be postmarked within ten (10) days of the show. Any show results including any ARHA fees, and membership or registrations applied for at show not received in the ARHA office within 11 days of the last show may be subject to a \$50.00 late fee/per judge plus \$10 each day late. Show results must include record of all riders and horses shown, including scratches, zeros, and no scores in properly placed as per show program. Show results must include membership numbers for all exhibitors and owners/co-owners. Show results must also include certificate of eligibility numbers for every horse shown with the exception of non-ARHA classes. The Monies Earned Spreadsheet must be completed and submitted electronically for all money classes. Coversheet is to be completed and signed by the show secretary. Electronic show results must be submitted to the ARHA Office on official ARHA form(s). If show results are submitted incomplete, they will not be accepted and are subject to late fines as a late submission.

B) Show paperwork/forms are required to be mailed to ARHA requiring some type of signature confirmation. (IE: Fed-EX, UPS, or USPS certified or registered mail with signature confirmation.). Show management will be responsible for any and all lost mail and fees that are sent without signature confirmation.

C) Shows failing to submit show results in accepted electronic format will be fined \$150 and are in jeopardy of losing priority dates for the following year.

D) Retaining Show Records. At the close of show, the show management shall retain copies of judge's original, signed, final placing card, judge's score sheets, and a copy of show results, and any other show records and show entry forms for one (1) year from show date.

E) Publication and Correction of Show Results. Show results of approved shows will be posted on the ARHA website. It is the responsibility of the owner or exhibitor of record at the time the horse is exhibited to notify ARHA of any possible errors in show

results.

F) Show Secretaries receiving request for corrections on their electronic show results from ARHA must respond within five (5) business days or will receive in a ten (\$10) dollar per day/per judge fine.

G) Discrepancies. Discrepancies between ARHA approved show classes and classes actually offered and conducted at show shall be presented to the Board of Directors for judgment when properly submitted by contestant or show management.

H) Show Assessment Fees. Show management must collect eleven dollars (\$11.00) per horse/judge and forward fees to ARHA office in order for show results to be processed. These fees are used to defray the costs of the website, year-end awards.

I) Show management that fails to follow ARHA rules, which may result in disqualification of an exhibitor or exhibitors, may be fined \$10 per disqualification. Additionally, if show management allows an individual(s) to exhibit without proper ARHA membership/registration, show management will be held responsible and billed in the amount of that membership/registration. Furthermore, failure of show management to follow and enforce any rules could result in loss of future show approvals.

J) Ties. Ties will be permitted in all scoring classes (excluding Ranch Riding and Conformation). Judges will have to place each individual exhibitor through 10th place. With this option, Judges will be allowed to score a run as they see fit without worries of ties. (Judges are advised to avoid an abundance of ties but can mark horses with the score they deserve.) Horses and exhibitors that are tied shall receive the same amount of points (ie: in a ten horse class if there is a tie for second (2nd) place each horse would receive nine (9) points. Each tie will count as a placing: ie: in a ten (10) horse class with a two way tie for second place, the placings would be 1,2,2,4,5,6,7,...etc. Show staff and announcer shall make note of this rule and announce placings accordingly. Show management will be responsible for breaking ties for awards. Any prize money shall be added together and divided equally to tied exhibitors.

SECTION G-1. SHOW PERSONNEL

ARHA expects show management to follow the guidelines as stated in each individual show management job description but ARHA will not be held liable for any mismanagement of a show.

A) Show Secretary. Must be a current ARHA member in good standing who has received Certification through the American Ranch Horse Association Office. Show secretary certifications will be good for 5 years unless certification has been revoked by the American Ranch Horse Office. ARHA Office can request that Show Secretary return to the seminar or recertify at any time. The show secretary shall compile class entries, record event records and keep the books, therefore, he/she must be proficient at bookkeeping, handling money on site and filing reports. Show Secretaries must contact the ARHA Office to receive the Show Manual for required show program. He/she must be knowledgeable of all current ARHA rules. Show Secretary may not hold the position of show manager or ring steward. The duties of the show secretary will include:

1) Assuring only horses registered with ARHA are able to compete in ARHA approved shows. The exhibitor must prove that the horse is properly registered with ARHA by presenting the ARHA Certificate Of Eligibility, photocopy, or phone photo of it. Registrations may be registered the day of the show but are required to complete an ARHA registration application (Certificate Of Eligibility), including proper fees, rush fee and submit a copy of their breed association papers or required pictures for grade horses. Grade horses may be registered the day of the show but are required to be inspected by show manager or judge.

2) Show management must inspect the Certificate Of Eligibility (or a photocopy, or phone picture) of each horse entered in the approved class. Failure to do so may result in cancellation of future shows.

3) Entries must be made in the name of the recorded owner.

4) Any horse entered in an ARHA approved show must be listed under its complete registered name and number to be eligible for ARHA points.

5) All approved classes must be open to any American Ranch Horse Association Horse owner meeting age, ownership and eligibility requirements. Membership in ARHA is the only mandatory membership required.

6) All Membership cards/division or photocopies/phone pictures of exhibitors and owners must be presented at the time of entry. Should an exhibitor be unable to produce a copy of their current membership card, they will be required to purchase another membership to be eligible to show.

7) Membership cards/horse registration may be purchased the day of show prior to entry. However, the Show Rush Fees will apply (See Rush Applications for fees).

8) The show secretary shall be responsible for collecting entry fees, office and show charges, etc., and for any fees collected for membership on behalf of ARHA. Cash payment made to the show secretary for these fees must be converted to a money order or check before being sent to ARHA.

9) Making sure all health & coggins certificates are current.

10) Inspecting all master entry forms.

11) Issuing exhibitor numbers. It is mandatory that show management issue each horse only one set of back numbers regardless of the number of classes entered or the number of exhibitors showing that horse.

12) Keeping Records of each entry and exhibitor in each class.

13) Supplying class information to judges, announcer, stewards and gate personnel.

14) Making class draws

15) Forwarding all required show results and fees to ARHA Office.

16) Maintain current ARHA rule book for reference at show office.

17) Any additional duties as requested by the Charter.

B) Show Manager. The position of the Show Manager carries a great deal of responsibility, as this person not only represents

ARHA, but the exhibitors as well. Charters/Show management should choose a member in good standing, who is an upstanding and fair person and who has a good understanding of ARHA rules.

- 1) The show manager shall at all times extend every effort to satisfy the comfort of horses, the exhibitors, the spectators, and officials. He/she should also make every effort to ensure that ARHA rules are followed while the show is being conducted.
- 2) Supplying flags, cones, trail obstacles, and any other required equipment needed for the show.
- 3) He/she shall be held responsible for the maintenance of clean and orderly conditions through the show.
- 4) He/she will be in charge of posting all patterns, points and draws and keeping show moving in a timely manner.
- 5) Show Manager must be present on the show grounds for the duration of the show.
- 6) The Show manager may delay the beginning of the show and/or stop the show while in progress, if the conditions for performing are unsafe. Show Management will make every effort to correct any unsafe conditions.
- 7) It is mandatory that show management issue each horse only one set of back numbers regardless of the number of classes entered or the number of exhibitors showing that horse.
- 8) Receive written or verbal complaints from exhibitors, trainers, owners, show participants and other ARHA members of incidents of cruel, abusive, or inhumane treatment of horses on show grounds or any other complaints or incidents of rule violations, these shall be reported in writing to ARHA within ten (10) days.

C) Ring Steward & Scribes. A competent ring steward that is a current ARHA member will be required at all approved shows. Scribes are optional show staff and must be a current ARHA member. Any reputable person may act in the capacity of ring steward or scribe who can furnish proof that he/she is capable through ability or experience and is familiar with ARHA rules and scoresheets. Ring stewards and scribes are required to wear appropriate western attire including boots and western hat.

- 1) It should be remembered that good ring stewards and scribes make the work of the judge much easier by relieving the judge of unnecessary details.
- 2) Scribes, when used, should be assigned to a specific judge and shall not scribe for multiple judges at the same time. They are record keepers whose job it is to record scores and notes per their judge's direction.
- 3) The steward shall notify the judge when all horses are present for each class and call his/her attention to horses who are absent. By assembling the class promptly, he/she will be able to keep the judging procedure on schedule by eliminating long delays between classes.
- 4) Stewards and scribes must bear in mind that they have been scheduled to help the judge, not advise him/her. They shall refrain from discussing or seeming to discuss, the horse and/or exhibitors with the judge. They shall not take part or seem to take part in any of the judging.

5) Stewards and scribes are never to discuss or give opinions with exhibitors on the judges placings.

6) When he/she is not actively engaged in his/her duties, he/she shall place himself/herself in a position so as to not interfere with judging or view of exhibitors and/or spectators.

7) The steward has charge of the activity in the arena. He/she should act as a mediator between the judge and exhibitor. The judge should request the steward to move or place horses as he/she advises. When the arena size is small and the class entries are large, he/she should survey the situation and take every precaution to keep horses moving until the judge is ready for them to be judged.

8) The steward has the authority to ask an exhibitor to remove his/her horse for the safety of the other horses or spectators. The steward shall endeavor to keep the possibilities of an accident to a minimum.

9) It is necessary that only a competent ring steward be used; one who can control the conduct of the exhibitors and horses in the arena; who can competently keep the classes progressing and who is familiar with the rules and regulations of ARHA.

10) The ring steward shall not have the responsibility of blowing a whistle or horn in any class where a mistake could result in disqualification of the exhibitor.

11) Ring stewards and scribes are not permitted to take and/or use their cell phones while in a working capacity. Show management and/or Judge may immediately terminate contract and compensation as they deem necessary.

12) ARHA suggests that management should supply a scribe at every official ARHA event; however, it is the judge's responsibility to ensure that the scribe is properly instructed prior to beginning the first run of the day. The judge must confirm that the scribe understands the fundamentals of recording both maneuver scores and penalty scores. It is recommended that judges verify the addition of the maneuver scores and penalties is correct at the completion of the run. As part of the training process for the scribe, the judge should make certain that his/her communications are clear to the scribe. To ensure this clear communication, the judge and the scribe should agree upon a method of speaking, so that maneuver scores and penalty scores are not confused (i.e.: a judge will say a number for a maneuver score and say "penalty" and a number for a penalty, thus allowing the scribe to place the appropriate score in the appropriate box on the score sheet.) Scribes should be advised to record all scores and penalties in fractions as opposed to decimals to prevent errors in tabulating the final score. If for any reason a judge does not believe that a scribe is competent, he/she should ask show management to replace the scribe immediately or do so themselves. Judges are required to sign and date every completed scoresheet.

D) Gate Stewards. The gate steward supervises those who enter the arena before, during and after the competition. They are required to be a current ARHA member.

1) They are responsible for getting the correct people in the arena at the right time.

- 2) The most important duty of gate personnel is to control traffic, thus avoiding confusion by exhibitors.
- 3) They are responsible for informing the show secretary and ring steward about no shows and changes in the classes occurring at the gate (i.e.: late entries, incorrect entries, etc.)
- 4) The gate steward is also responsible for checking the arena fence for any needed maintenance and making sure all gates and openings are securely closed after each individual or class enters the arena. One gate should be kept clear at all times for emergency purposes.
- 5) The gate steward should be knowledgeable of ARHA rules and regulations and have rule book on hand to answer any exhibitor questions before exhibitors enter arena for judging.

E) Time Keepers. Time Keepers are supervised by the ring steward and the judge. It is necessary for the time-keeper to understand horse show procedure in specific timed events and be well versed in ARHA rules governing those classes. When electric timers are used, a stop watch should be used as a backup. If electric timers are not available, two stop watches should be used and the average of the two times taken as the official time, unless listed for a specific class. Three fully checked and functioning stop watches and a whistle or other audible device shall be supplied by charter/show management for time keepers use.

SECTION G-2. JUDGES APPLICATION PROCEDURE

The Judges Committee shall review and recommend a list of individuals to act as judges in the events approved by the association. Individuals may be added or removed from the approved list of judges in a manner prescribed by the Judges Committee. Designation as an ARHA approved judge is a privilege, not a right, bestowed by the ARHA Board Of Directors, according to procedures formulated by the Judges Committee. This privilege shall be open to individuals whose equine experience and expertise, as well as personal character, merits of honor. An individuals conduct as a member, exhibitor and judge, and his/her ability must be explemplary. An individuals conduct will subject to continuous Committee review. A list of approved judges shall be maintained by the association and shall be made available to the public upon written request to the Association. There shall be a Judges Seminar given at least once each year.

A) The qualifications sought among ARHA judges are: equine expertise, personal character and interest in promotion of ranch type horses and events. An ARHA judge must support & uphold the scoring system, rules, standards, guidelines and philosophies of ARHA.

B) An application to become an ARHA judge may be obtained from the ARHA office or website. A prospective judge must attend an ARHA Judges Seminar and upon passing the testing requirements as set forth by the Judges Committee an applicant will have their name added to the ARHA Approved Judges List.

- 1) Applicant must be at least 21 years of age and be a member in good standing of the Association prior to applying for approval as a judge.
- 2) An approved judges must be a current ARHA members.
- 3) Judges in good standing, shall at times be given a written test

to keep them familiar with new rules or changes.

4) Judge applicants will be required to pass a written test with a score of 80% or above on the written test and a score of 70% or above on each phase of the video test.

5) A judge with a questionable judging record may be required to attend a judging seminar and/or test as deemed by the Judges Committee.

SECTION G-3. JUDGES

A) Only judges approved by the ARHA shall be qualified to judge any approved ARHA event. Judges must be current ARHA members. A list of approved judges shall be kept and maintained current by the Association and shall be made available to ARHA members and charters upon request to the Association.

B) A judge shall judge an ARHA approved event in accordance with all the rules, regulations, directives and guidelines issued by ARHA. A judge shall honestly, fairly, and impartially judge each horse exhibited to him or her, strictly on the horse's conformation and/or its performance as the rules of the particular event dictates in the ARHA Rule Book.

C) An individual's conduct as a member, exhibitor and judge must be exemplary and is subject to continual reviews by the Judges Committee. A judge with a questionable judging record and/or conduct may be fined, and/or receive disciplinary actions, asked to attend a judging seminar and/or re-test as deemed necessary by the Judges Committee. A Judge's status may be revoked by the Judges Committee with or without notice or formal hearing; subject only to ultimate review by the Board Of Directors.

D) Judges must hold a current judges membership. Membership is considered delinquent in payment of dues for a period of six months after January 1 will be removed from the approved judges list and will be required to undergo full testing procedures to reinstated. Judges are prohibited from officiating at an ARHA approved show if their membership is expired. If an ARHA judge does not have a current membership and accepts a job as an ARHA Judge, he/she will be fined \$100 and must also pay the membership.

E) Removal of an individual from the approved judges list for any reason shall be absolute, with no provision for automatic reinstatement. An individual who is suspended from ARHA membership or is denied ARHA privileges may not apply to become an approved judge until the expiration of one year following the reinstatement of ARHA membership or privileges.

SECTION G-4. GUIDELINES FOR JUDGES:

A) A judge who undertakes the obligation to officiate an ARHA sanctioned show is responsible to fulfill that commitment. Should he/she be unable to officiate for any reason, he/she is required to arrange a suitable, qualified replacement. Judges are also required to notify the ARHA Office of said change. Failure to do so, for any reason, will result in immediate suspension of judging privileges.

B) Contact an official of the show upon arrival in a city in which he or she is to officiate and advise show management of his/her presence and location.

C) A judge shall conduct himself/herself in a manner fitting and proper to those afforded the honor of officiating at an

ARHA approved show. Any misconduct or inappropriate action unbecoming to one of his/her position as a representative of ARHA whether it is at an ARHA sanctioned show, on the grounds or elsewhere during the duration of the show will make him/her subject to a complete and impartial hearing on the cause of the complaint before the appropriate committee(s).

D) Judges shall keep in mind that while judging they are representing ARHA and are required to wear appropriate western attire for a judge, including western hat, and boots, while judging an ARHA show.

E) A judge shall have the authority to place a horse in whatever position in a class he thinks the merit of the horse justifies. His/Her decision shall be final in all cases affecting the merits of the horses. Once a class has been judged it shall not be re-judged and once the judge has marked his/her final card there shall be no changing of places. If clerical corrections are made, they must be initialed by the judge.

F) Adhere to the Judges Code of Ethics, and, at all times, act in a professional manner.

G) Place through ten places in a class, or total number of entries less than ten, be responsible for tallying the correct number of entries actually exhibited in a class and recording the correct figure on the judges card.

H) Drop bridles in a minimum of 3 (three) classes with one being in a Ranch Riding class and two (2) Performance classes of their choice. In the event of two sets of judges officiating the same show (i.e.: at will judges, and cattle judges) the judge(s) who judge the Ranch Riding will be responsible for dropping bridles in one of those classes. Every effort should be made between judges to communicate at the beginning of the show regarding the other performance classes. If in doubt, judge(s) should drop bridles in two (2) performance classes regardless of what the other pen has done.

I) In individually worked classes, allow exhibitors incurring a score of 0 to complete the pattern as long as they stay within reasonable confines of the described pattern or course, stay within a reasonable working time allowed for the pattern or course and avoid excessive training or abuse.

J) Exhibitor must make a request though the ring steward or other show official for the judge's opinion concerning that exhibitor's horse. It is urged that the judge give his/her opinion courteously and sincerely in the presence of the ring steward or other show officials. However, there will be no fraternization between an exhibitor and judge during the show.

K) Placings/Score Sheets. The judge must place all contestant numbers through ten entries, *including disqualifications*. It is mandatory that all judges use the official ARHA Judges score sheet for all classes for which they are provided. All score sheets are to be turned in to the Show Secretary and must be sent with show results. All disqualifications and no-times are to be noted on judges card. Judges are ultimately responsible for the information on score sheets even if a scribe has been used and should check the work of thier scribe before signing the score sheet.

L) Ties. Ties will be permitted in all scoring classes (excluding

Ranch Riding and Conformation). Judges will have to place each individual exhibitor through 10th place. With this option, Judges will be allowed to score a run as they see fit without worries of ties. (Judges are advised to avoid an abundance of ties but can mark horses with the score they deserve.) Horses and exhibitors that are tied shall receive the same amount of points (ie: in a ten horse class if there is a tie for second (2nd) place each horse would receive nine (9) points. Each tie will count as a placing: i.e.: In a ten (10) horse class with a two way tie for second place, the placings would be 1,2,2,4,5,6,7,...etc.

1) Show staff and announcer shall make note of this rule and announce placings accordingly.

2) Show management will be responsible for tie breaks for awards.

3) Any money shall be added together and divided equally to tied exhibitors.

M) Show Evaluation Sheet. Each judge shall be responsible for independently completing the ARHA Show Evaluation form provided by the show secretary and return this form to ARHA within ten (10) days of the show.

N) Bad Conduct of Exhibitor. A judge may order any person or horse from competition for bad conduct of one or both.

O) Disqualify. A judge shall disqualify an entry for attire and/or prohibited or missing equipment required by ARHA rules.

P) Blood. In all divisions, if a horse's mouth and/or sides are found bloody, the judge must disqualify the entry.

Q) Judges are required to have a whistle, stop watch, magnet, tape measure, and ARHA Rulebook in their possession at the show.

SECTION G-5. JUDGES MAY NOT

A) Judge applicants may not re-apply for a period of two years if an applicant fails to achieve judges credentials after three tries. Levels that count as a failure:

1) Failure to pass the judges examination.

2) Failure to obtain approval from the Judges Committee or the ARHA Board Of Directors for any reason.

B) Have a conflict of interest between ARHA's objective and their own personal business or pecuniary interest. Specific acts of obvious conflict of interest for judges are:

1) Judge a horse that is owned or exhibited by anyone from whom he/she has received a salary, commission, or any kind of remuneration from selling or buying any horse for that individual, whether or not a horse is concerned in the transaction, has been employed, or has represented such individual in any capacity for remuneration, within sixty (60) days from the date of the subject show.

2) Personally exhibit a horse, nor can a horse owned, in whole or part, by the judge be exhibited at an approved show in which that judge is officiating.

3) Be involved in the management of a show and officiate as a judge at that show.

4) Judge a horse belonging to, or being exhibited by, any member of his/her immediate family (spouse, son, daughter, father, mother, sister, brother, grandchildren). These specific

areas of disqualifying conflict of interest are not exclusive and judges are ineligible to judge another's horse in other situations not designated by the rule.

5) A judge must disqualify himself/herself if they cannot or it appears they cannot exercise an objective opinion, free from prejudice, bias or outside influence due to a connection with an owner, exhibitor or anyone else connected with the horse in question.

C) Officiate more than three (3) consecutive years at the same show. A judge cannot judge two (2) shows within 100 miles of each other within 30 days.

D) Appear on the show grounds more than thirty (30) minutes before judging. A judge shall not visit the stall area, nor visit with owners, exhibitors or owners representatives, nor inspect or discuss any horse entered in the show before the judging (including the day prior to the contest), nor shall he/she review the program until after the judging has been completed; but he/she shall be furnished a schedule of events by the show management prior to judging. Any discussions with exhibitors should be monitored by someone that is an appointed show official.

E) Ride or, in any manner, participate in the role of an exhibitor for horse in the class while judging an event.

F) Re-judge a class once it has been judged, and once the judge has marked his/her card and places for awards made, there shall be no changing of the judges record. However, a judge may change their judge's card, if proper documentation and proof that a clerical error has occurred. The clerical error(s) must be corrected within a reasonable period of time, but no longer than one hour after the last class of the show.

G) Ask the exhibitor to change horses with another exhibitor.

H) Handle or touch horse except in an emergency situation.

I) After accepting a judging assignment have any contact with exhibitors either personal, internet, or phone unless it is in regards to the judging contract or information regarding the show.

J) Visit or socialize with an exhibitor the day prior to or day of the show.

SECTION G-6. DISCIPLINE

The Judges Committee, upon receipt of information that may adversely affect a person's ability to be a judge, may temporarily suspend a judge's privileges pending a hearing from the Judges Committee. In the event the Judges Committee votes to have a hearing on an issue concerning a judge, the hearing shall be conducted in accordance with disciplinary procedures set forth in the ARHA rulebook. The Judges Committee shall have the power to suspend an individual's designation as an "ARHA judge" and/or to impose whatever the Committee determines to be an appropriate penalty for conduct which may adversely affect an individual's designation as an approved ARHA judge.

SECTION H-1. ARHA OPEN DIVISION CLASSES

To enter open division classes, every person must possess a current ARHA membership card and produce such card or photocopy or phone photo of the card at entry booth to be allowed to compete or exhibit horse. Open ARHA classes are open to all

contestants regardless of age or status. An exhibitor that is not a current ARHA member may complete a rush ARHA membership application that is provided by show management and pay for it at time of entry. Such membership application and fee is to be submitted with the show result forms. If an exhibitor is a member but cannot produce their card or a photocopy of their card at the show, they must fill out a replacement membership form and pay the membership fee at the show before entering.

SECTION H-2. YOUTH DEFINITION AND RULES

A) To compete in an ARHA approved Youth or Novice Youth division classes, every youth must possess a current youth membership card and/or novice youth card and present such card, or copy of card, or phone photo when making entry at a show. Failure to present card or copy of card at time of entry will result in denial of entry. A replacement card may be purchased. ARHA youth or novice youth card rush applications will be provided by show management at shows. This application and fee must be submitted to show management the day of the show at time of entry.

B) To obtain a current year's youth and/or novice youth card, a person must be no more than eighteen (18) years of age on January 1 and will be considered eighteen (18) years of age for the balance of that calendar year for horse show purpose. Upon age nineteen (19) years on any January 1, the person is no longer eligible for ARHA youth events. See Fee schedule for youth and novice youth card. Cards are valid from January 1 through December 31. A youth's age status will be considered their age as of January 1st for that show year.

C) Youth membership allows youth to compete in any youth or open division class. Youth novice division card allows eligible novice youth to compete in novice youth, youth, and open division classes. Youth who are eligible and wish to compete in both youth and novice youth must designate eligibility on membership application. Youth may not compete in any amateur or novice amateur division.

D) Youth exhibitors may participate in youth events on non-owned horses but horse owner(s) must be current ARHA member.

E) Youth are not permitted to show or handle stallions in any ARHA events or handle any stallion on show grounds at any ARHA events.

F) Youth and Novice Youth points are recorded on the horse/exhibitor combination. Youth and Novice Youth points are not combined.

G) Applicants are responsible for verifying eligibility regarding any and all point requirements.

H) If an individual is considered a novice upon application, he/she will be considered a novice for that calendar year.

I) Youth can train horses but will be ineligible for any novice division and future amateur status.

SECTION H-3. REQUIRED YOUTH AGE DIVISIONS

A) It is recommended that, where there are large performance classes the classes are divided into age groups (determined by the age of the exhibitor) to provide more equal competition. Age

divisions listed below do not apply to conformation classes.

1) If there are to be one (1) class, undivided, the age group is to be 18 & under.

2) If there is to be two (2) classes, the age division must be:

a) 13 and under;

b) 14 – 18

B) Age groups may be combined at a show, at the direction of the judge and the show management with the unanimous consent of all exhibitors involved in the class and only if there are 2 or less entries in one or both of the age groups to be combined.

SECTION H-4. PAYBACK IN YOUTH CLASSES

A) Shows may offer payback in Youth Conformation and performance classes.

B) ARHA youth may accept class payback and cash high point awards without jeopardizing his/her ARHA youth status.

C) Individuals are encouraged to check with other organizations they maybe involved with on how this affects their amateur/youth status in that organization.

D) Youth weekend high point awards may be paid to a one horse/ rider combination only.

SECTION H-5. YOUTH HANDLING STALLIONS

No Stallions, monorchid or cryptorchid horses, regardless of age, will be permitted to be shown or handled on the show grounds by any persons eighteen (18) years of age and under. If the certificate of eligibility indicates “stallion” for a horse that has been gelded, entry into an any class requires that a gelding statement form be filed with show results and the original certificate of eligibility be submitted with show results for modification. Failure to comply will result in the forfeiture of points, titles, awards and earnings.

SECTION H-6. AMATEUR DEFINITION AND RULES

An amateur is defined as a person, who is at least nineteen (19) years of age as of January 1, and who at the time of application and for the past 36 months has not received direct or indirect remuneration for showing, training, giving lessons, clinics or assisting in the training of a horse for remuneration. Amateurs may accept class payback and cash high point awards without jeopardizing his/her ARHA Amateur status. Payment of entry fees and/or expenses by anyone other than his/her immediate family or his/her corporation is considered remuneration. Collegiate entry fees paid by a college for a student shall not be considered remuneration.

A) Remuneration is defined as:

1) To receive pay or financial gain for work completed.

2) Reimburse, compensate, make fair return for an action; barter.

B) An amateur may *without* payment or remuneration engage in walking, trotting, or loping for the purpose of warming up or cooling down, turning back, sitting astride a horse.

C) An amateur may *with* payment or remuneration engage in ranching, cowboying, ranch manager, pack trip guides, horseback tour guides, feedlot or sale pen operators, or activities on foot such as round pen, lunging, groundwork, teaching a horse manners,

etc. The above is not an exhaustive in its description of the definition of the “assisting training” or acceptable activities”, but is meant to help interpret and guide the Committee and the Board in any decision with regards to Amateur eligibility.

D) The ARHA does not consider spouses of professional trainers, who do not teach riders or train horses, to have received indirect remuneration.

E) An amateur may not accept remuneration of any kind as noted above, however, an amateur may endorse a product by lending their personal image and/or testimonial. An amateur may not wear endorsement logos or signage on apparel or equipment in the show arena for purpose of advertising said product. This applies to endorsement logos. Logos on award apparel or logos from/for personally owned entities are allowed.

F) To compete in an ARHA approved Amateur or Novice Amateur division classes, every amateur must possess a current amateur membership card and/or novice amateur card and present such card, or copy of card, or phone photo when making entry at a show. Failure to present card or copy of card at time of entry will result in denial of entry. A replacement card may be purchased. ARHA amateur or novice amateur card rush applications will be provided by show management at shows. This application and fee must be submitted to show management the day of the show at time of entry. \

G) Amateur membership allows amateurs to compete in any amateur or open division class. Novice Amateur division card allows eligible novice amateurs to compete in novice amateur, amateur, and open division classes. Amateurs who are eligible and wish to compete in both amateur and novice amateur must designate eligibility on membership application.

SECTION H-7. REQUIRED AMATEUR AGE DIVISIONS

A) It is recommended that, where there are large performance classes the classes are divided into age groups (determined by the age of the exhibitor) to provide more equal competition. Age divisions listed below do not apply to conformation classes.

1) If there are to be one (1) class, undivided, the age group is to be 19 & over.

2) If there is to be two (2) classes, the age division must be:

a) 19 – 59;

b) 60 & over, referred to as Select.

B) Age groups may be combined at a show, at the direction of the judge and the show management with the unanimous consent of all exhibitors involved in the class and only if there are 2 or less entries in one or both of the age groups to be combined.

SECTION H-8. APPLICATION FOR AMATEUR STATUS

A) The amateur status shall be achieved by filling out a membership application and completing the amateur eligibility declaration form. The renewal of amateur status will be renewed annually.

B) A person who does not meet the criteria for Amateur status or a professional seeking amateur status may apply after said person has met the ARHA amateur definition and must wait a period of three (3) years from the date of the last incident which rendered

the individual ineligible. In the event that a person holding an amateur status has violated eligibility rules it will be punishable by a minimum of a one year suspension from the amateur division.

C) An applicant must complete and answer all questions pertaining to the amateur status on the official ARHA Membership Application declaration and submit proper fees and agree to abide by the Amateur rules. Applicants are responsible for verifying amateur eligibility. Every person competing as an Amateur must possess a current ARHA Amateur Membership card issued by ARHA and is required to provide proof to Show Management at any show entered.

D) To qualify as an Amateur exhibitor with ARHA, an individual must be nineteen (19) years of age or older as of January 1 of the year applying or must otherwise be ineligible for Youth events. For ARHA show purposes, the age of the individual as of January 1 will be maintained throughout the year.

E) Amateur may show a horse that he/she does not own, but the owner must be a current ARHA member. Payment of entry fees and/or expenses by anyone other than amateur, his/her immediate family, or a corporation, partnership or other business entity in which the amateur and/or a member of his/her family are the sole and only owner, shall be considered remuneration and could jeopardize amateur status.

F) Amateur and Novice Amateur points are not combined for titles and/or awards and are recorded on the Horse/Exhibitor combination.

SECTION H-9. AMATEUR/NOVICE SURRENDER/INQUIRES/REVOCA-TION/DISCIPLINARY ACTION

A) Should a member wish to protest the eligibility of an Amateur or Novice exhibitor, he/she must file a written protest with protest fee to the ARHA Office and said protest will be reviewed by the Amateur Committee, which will make a recommendation to the ARHA Board of Directors. The Board's decision shall be final.

B) Amateur/Novice status may be revoked at any time for violation of any ARHA rule or regulation. A person revoked from amateur/novice status must relinquish their card and return it to ARHA upon notification and can be fined. Upon revocation of amateur/novice membership because of ineligibility, all amateur/novice points earned from time of violation of eligibility rules shall be revoked. During that ineligible time period, the member may only show in ARHA Open Division classes.

C) Should the Committee/Board determine an amateur or novice has made false declarations, or is in violation of the Amateur or Novice definition or has committed any infractions of the rules, the said amateur or novice will forfeit all amateur or novice winnings within the year of the violation(s). Any forfeited money and/or prizes will be returned to ARHA or the ARHA charter in whose event the money and/or prizes were won. ARHA will correct the class placings in the database. Any money/awards will be redistributed. It is the responsibility of the ineligible exhibitor to return all forfeited earnings, prizes and awards within 30 days of written request. No entry fees or cattle charges will be refunded. May also be subject to disciplinary actions and fines.

SECTION H-10. NOVICE ELIGIBILITY

A novice exhibitor shall be defined as a rider with none or very limited showing experience. They can never have trained, given lessons and/or clinics or assisted in training of a horse. Exhibitor must hold a valid Novice Amateur or Novice Youth card. Riders may use a horse without the restriction of ownership but the owner of said horse must be current member. Novice Eligibility for the current year is based on ARHA recorded points on January 1.

A) A novice exhibitor with any breed/horse show organization can not have earned over \$500 combined money and/or acquired more than 50 points.

B) Exhibitors that hold an ARHA Novice Card may obtain novice status if they have not acquired more than 1,000 ARHA national points cumulatively in all divisions excluding Conformation classes.

C) A novice exhibitor may win any association World Championship novice title and/or any association novice year-end high point title in a novice division event but will lose their novice eligibility should they win any world championship title or a year end title in an upper division (ie: all age, junior/senior/open , amateur or youth division in any equine organization.

SECTION H-11. NOVICE RULES

A) All Novice exhibitors, must possess an ARHA membership card as well as a Novice Amateur or Novice Youth membership card indicating their novice status to enter novice classes. An application/renewal for the novice division must be submitted each year of potential eligibility. Falsifying the novice division application will result in disciplinary action and possible fines.

B) Novice points are accumulated on the exhibitor only.

C) ARHA novice point cap is 1,000 points. The amateur/youth novice will maintain eligibility for the entire calendar year regardless of the points earned or awards/titles received for that year.

D) The responsibility lies with the Exhibitor to know how many points they have. Exhibitors may contact ARHA Office to verify their points and eligibility.

E) A charter may choose which novice division classes they will offer at their show. Show management may offer Novice Youth or Novice Amateur classes in the following events: *Ranch Riding, Ranch Trail, Horsemanship, Showmanship, Ranch Reining, Ranch Cutting, Ranch Roping, Ranch Boxing, Ranchmanship and Cow Catching*.

F) All novice classes will be judged in accordance with ARHA rules.

G) Eligible youth and amateur novice exhibitors may also enter their respective amateur, youth classes and/or open division classes. Any Novice points earned do not carry over into youth or amateur division class point totals.

H) Register Of Merit (ROM's) will not be presented for Novice Classes.

I) ARHA reserves the right to verify information provided by an applicant and to refuse eligibility into the novice division.

SECTION H-12. NOVICE CATTLE ELIGIBILITY

This designation is offered to encourage exhibitors who have shown and been successful in non-cattle riding events who are ineligible for or pointed out in the novice division to hold an ARHA Novice Cattle Designation. The American Ranch Horse Association remains committed to developing horses and exhibitors that are confident in all aspects of an all-around program that includes cattle classes. The ARHA recognizes that exhibitors new to the association may have strong competencies in areas such as horsemanship, trail, reining, and ranch riding yet have never shown in cattle events. This designation as a Novice in "Cattle Only" will allow these exhibitors, and seasoned ARHA Exhibitors who have not tried cattle classes, to compete with others who are also new to these events.

A) Amateur & Youth exhibitors who do not qualify for the dry classes in novice division may request "Cattle Only" eligibility. Novice Cattle eligibility is reserved for Amateur and Youth Exhibitors who have not previously shown in any cattle classes or events.

B) "Novice Cattle Only" exhibitors may show in the following cattle classes: Novice Ranch Cutting, Novice Ranch Roping, Novice Ranch Boxing and Novice Cow Catching until they accumulate 1000 points in cattle classes.

C) Novice Rules will apply to Novice Cattle Designation.

SECTION H-13. POINTS

A) Points shall be awarded to qualifying horses entered and exhibited in ARHA approved shows. Points will be based on the number of horses in the class per the point scale. Refer to rule H-14.

B) Points awarded in the open division will be compiled on the horse regardless of the rider.

C) Points awarded in amateur, youth and novice classes will be designated as such and not considered for any other ARHA award or title. Amateur, Youth, and Novice points are to be compiled on a one horse/one rider basis and will count towards the division award as long as the amateur, youth or novice requirements are met as outlined. Novice points will not be combined with riders amateur or youth points. In the event the horse is sold or another exhibitor competes on it, a new start must be made by the new exhibitor. Points will only be reinstated if the horse is acquired by a previous owner.

D) Classes with less than two (2) entries will not be awarded points, but all classes will be judged.

E) If a horse is disqualified from a class, it is not to be placed as a point earning entry, regardless of the number in the class, but counts as an entry in the class. The judge must mark DQ next to the exhibitor's number on the judges card.

F) No horse can show twice in the same class at the same show for the same points.

G) Correction of show results must be sent in within 30 days of the show results being posted.

H) Ties refer to Section G-4 L.

SECTION H-14. ARHA POINT SCALE

A uniform point system shall be maintained by ARHA with regard to all horses competing for ARHA awards. Points shall be awarded to qualifying horses entered and exhibited in ARHA approved shows and events according to ARHA point chart below. There will be a maximum of ten points per class awarded. Each class must be placed through the 10th horse or if less, whatever number is present with the exception of the World Championship Show. Exhibitors competing at the ARHA World Championship Show will earn double points in all ARHA approved point classes.

# Horses	Placings									
In Class	1 st	2 nd	3 rd	4 th	5 th	6 th	7 th	8 th	9 th	10 th
1	0									
2	2	1								
3	3	2	1							
4	4	3	2	1						
5	5	4	3	2	1					
6	6	5	4	3	2	1				
7	7	6	5	4	3	2	1			
8	8	7	6	5	4	3	2	1		
9	9	8	7	6	5	4	3	2	1	
10+	10	9	8	7	6	5	4	3	2	1

SECTION H-15. GRAND & RESERVE CHAMPION

Refer to Section J-5. in the rule book for information on the points earned.

SECTION H-16. RIBBONS

A) The following ribbons are recommended for conformation and performance classes:

1st place...Blue

7th place...Purple

2nd place...Red

8th place...Brown

3rd place...Yellow

9th place...Dark grey

4th place...White

10th place...Light blue

5th place...Pink

Grand Champion...Blue, red & yellow

6th place...Green

Reserve Champion...Red, yellow & white

SECTION H-17. AWARDS & TITLES

Eligibility. ARHA shall issue awards on an annual or lifetime basis as described within this section with provisions that the owner/owners of horse eligible for such awards are current members in good standing. Should a horse earn the required points to be eligible for an ARHA award and /or title and the owner is not a member in good standing the award/title will not be issued nor

will notice of such eligibility be sent to such owner(s). ARHA awards will only be issued to owners(s) selecting to maintain membership in the current year or years of competition plus the year of notification should notification be normally given in a year following the year of earning an award or title as in the case of Ranch Horse Of The Year titles. This rule pertains to the last recorded owner on the ARHA records at the time of determining the awards. ARHA will not search records or address of owners that are not current members. Titles and Awards will only be issued at the end of the year.

A) Register of Merit (ROM)

The ARHA Register Of Merit is awarded when a horse has earned 75 points in an individual class per division excluding novice division. No division points will be combined. Open division ROM will be awarded on the horse regardless of the exhibitor. Amateur and youth division points will be on the horse/rider combination. Conformation points earned will be carried over from year to year from weanling year forward with no age limits. In each performance class the points earned will go towards ROM in each class/division, but the ROM will not be distinguished between junior and senior horse division. Performance points will be carried over from year to year. In the event that an ROM is awarded, a proper certificate shall be presented to the owner of the said horse. Once an ROM is earned in an event, a horse and/or horse/rider combination cannot receive a second ROM in the same event/division.

B) ARHA Champion

The title ARHA Champion will be awarded to horses that have won a total of 225 points in 5 or more shows under 5 or more judges and have earned an ROM in conformation, and 2 ROMs in performance in any one division. Points may be accumulated in more than one year. In the event that the title of ARHA Champion is awarded, a proper certification shall be presented to the owner of the said horse.

C) ARHA Ranch Horse Champion

This title will be awarded to horses that have earned an ROM in conformation, an ROM in a non-cattle event and ROM in a cattle event for a total of 225 points per division. Points may be accumulated in more than one year. In the event that this title is awarded, a proper certificate shall be presented to the owner of horse.

D) Superior Event Horse

This title will be awarded to horses that have earned a combination of 200 points in any one ARHA point earning event per division. The number of shows and judges has no effect on this title. Points may accumulate in more than one year. In the event that this title is awarded, a proper certificate shall be presented to the owner of the said horse.

E) ARHA Super Ranch Horse

This is the most superior award in ARHA. The horse must have the Superior Event title in each of the following seven (7) events: Ranch Horse Conformation, Ranch Riding, Ranch Cutting, Ranch Trail, Ranch Roping, Ranch Reining, and Working Ranch Horse in the same division. An appropriate plaque or trophy will be

presented to the owner of the said horse.

F) Performance Versatility Award

This title will be awarded to the horse that has earned Five (5) ROMs in 5 events in the same division, with one ROM in a conformation class, and at least one ROM in a cattle event per division. An appropriate trophy or plaque will be presented to the owner of the qualifying horse at the annual national Awards Banquet.

G) Certificate Of Superior Ability

This title is awarded in the Open Division to the horse, and in Amateur and Youth divisions on the horse/rider combinations that have earned 500 points in a conformation, performance or cattle event.

H) Gold Medallion Award

This title is awarded in the Open Division on the horse, and in the Amateur and Youth divisions on the horse/rider combinations that have earned 1000 points in a conformation, performance or cattle event.

I) Ranch Horse Of The Year (Honor Roll)

1) ARHA shall award Ranch Horse Of The Year titles on an annual basis to the horse earning the most points in each class/division during the calendar year providing that the winning Honor Roll horse earns a minimum of 25 points at a minimum of two separate show are earned in said event. Should there be a tie, it will be broken by whomever has the most first places; followed by number of shows attended.

2) Ranch Horse Of The Year titles will be awarded to each Open, Amateur, Novice Amateur, Youth and Novice Youth class category (with the exception of Conformation which will only be presented in category B). For Open performance classes, Junior & Senior will not be separated.

3) The Association will present Ranch Horse Of The Year Awards at the Annual ARHA Awards Banquet.

J) Annual National Champion Award

1) A Year-End All-Around Award and Reserve All-Around Award will be given to the winner in the open division, amateur, youth, novice amateur and novice youth division with any one horse in their respective division earning the most points in conformation, performance and cattle at ARHA approved shows. This award will be presented at the ARHA Annual Awards Ceremony.

2) Points must be earned in at least one cattle event category.

3) The Top Five exhibitors in each division will be recognized at the ARHA Annual Awards Ceremony held each year.

K) World and Reserve World Champion

ARHA may elect to host, sponsor, recognize, and approve a competitive event to designate World Champion and Reserve World Champions. Such competition would be open with no qualifications to limit entry, other than a registration and membership in good standing. ARHA exhibitors will be awarded double points in ARHA approved classes at the World Championship Show. Notice of World Championship competition will be published by ARHA.

L) Charter Show High Point & Versatility Awards

High point awards offered at charter shows are not mandatory but may be offered in different divisions (open, amateur, youth and novice youth and amateur novice) at the discretion of the show management. Show management of said show will decide on the point system and tie breakers to be used at that show. Charter/Individual Show High Point and/or Versatility Awards are strictly on a club to club basis and DO NOT reflect in any way ARHA show results and/or points.

M) Regional High Point Buckles

Buckles will be awarded to the Open, Amateur, Youth and Novice Division Overall High Point Regional Champion. To be eligible for this award, the high point exhibitor must earn a minimum of 50 points and must show in at least two different charter shows in that region to be eligible for this award. Weekend and regional shows held in said region will count toward this award. The Geographical Regions are in section E-4 in the Rulebook. The award will be presented at the annual National Awards Banquet. If the High Point or Reserve High Point horse or horse/rider combination for any said region does not meet the qualifications no award will be presented (another horse or horse/rider combination may not move into their place).

N) Eligibility for Year End Awards/Titles

Every current member that competes in ARHA Approved classes will automatically be eligible for any National Year End Awards/Titles. There is no sign-up required. A cumulative tabulation of points earned by all horses in the open division or horse/rider combinations in amateur, novice amateur youth, novice youth divisions during the show season shall be kept by the office. No divisions will be combined for any award.

O) Fraudulent Claims to Awards

The registration certificate of any horse shall be revoked permanently by ARHA if the owner fraudulently advertises, claims or holds forth that certain horse is entitled to any title prior to being officially notified by ARHA of such fact. Furthermore, the person violating this rule shall be suspended from ARHA for a time determined by the ARHA Executive Committee.

SECTION I-1. ELIGIBILITY TO SHOW

All exhibitors and owners of horses showing in an ARHA approved show must be members in good standing. Every member is issued a membership card with an ID number. The number must be used on all official communication with ARHA, the card (or a photocopy/phone picture) must also be shown to the show secretary when entering ARHA approved classes. Renewals and new membership can be applied for at any ARHA approved show (a \$10 rush fee will apply). Entry forms must identify the horse with the correct ARHA Certificate Of Eligibility number, the exhibitor with correct and current membership, and the owner(s) with the correct member and current membership numbers to identify the ownership entity as recognized in the ARHA database. Any deviation from the above information may affect points for lifetime and year end awards. It is the responsibility of the exhibitor and owner(s) to be aware of and abide by all the rules and regulations set forth in this ARHA Rule Book. Any person or entity in violation of

ARHA rules may be subject to fines, forfeitures, probation and/or other disciplinary procedures. An ARHA approved show is open to all current ARHA members in good standing with ARHA. All approved ARHA classes and/or entries will be limited to horses registered with ARHA. ARHA classes may be held concurrently and offer payback. Non-ARHA Classes may be offered at show management discretion but will not be eligible for ARHA points and/or awards. Any Non-ARHA classes must be noted as such on the show bill.

SECTION I-2. MEMBERSHIP CARD INSPECTION

A) Membership cards must be inspected for recorded owner(s) as noted on the Certificate Of Eligibility.

B) Each exhibitor's membership card must be inspected at the time of entry including amateur and novice cards.

C) If a member attends a show without proof of current membership, he/she will be required to complete an ARHA membership, Amateur, or Novice (amateur or youth) application, and pay membership fee and rush fee before entering. If the member previously applied through the ARHA Office or at a show they can also find the memberships and Certificate of Eligibility information and numbers on the ARHA website.

D) Memberships and Certificate Of Eligibility may be purchased at the show. A \$10 rush fee per application will apply. Show Secretaries are required to mail to ARHA the following Tuesday after the show. All ARHA Membership/Registrations received at show will have checks made directly to ARHA.

E) If a contestant is found not to be a current member with ARHA, he/she will be fined \$50. Failure to pay the fine will be cause for denial of membership. In addition, a \$50 fine per occurrence will be assessed to the show management which allows person to show without current membership. The Horse/Exhibitor entries will be removed from show results.

SECTION I-3. CERTIFICATE OF ELIGIBILITY INSPECTION

Only ARHA registered horses may enter and compete in ARHA approved shows and classes. The exhibitor must be able to prove that the horse is properly registered with ARHA by:

A) Showing original certificate (Certificate of Eligibility) or providing a photocopy or phone photo of the original certificate

B) Applying for a certificate at the show. Registered horses must provide a copy of the horse's breed association papers with application. Grade horses must provide 4 pictures (each side, front and Back) with application and must be inspected by a specified show official prior to entry.

C) Show Secretary must inspect proof of registration (original or photocopy/phone photo of Certificate of Eligibility (COE) at time of entry.

D) Every entry must be entered under the horse's full registered name and registration number as shown on the official Certificate Of Eligibility

E) If a horse is not registered (Certificate Of Eligibility) with ARHA, the owner will be fined \$50. Failure to pay the fine will be cause for denial of membership and/or registration. In addition, a \$50 fine per occurrence will be assessed to the show management which

allows person to show without current registration. The Horse/ Exhibitor entries will be removed from show results.

F) Any horse that is not registered with ARHA, or for which proof of registration has not been furnished, will be eliminated from the show results and class placing will be moved by the ARHA to reflect elimination.

G) Entries shall be made in the name of the last recorded owner(s) as listed on COE papers. All owners and exhibitors must be current members.

H) If a horse is shown without correct ownership on the Certificate Of Eligibility, the exhibitor will be fined \$25 and required to do a transfer report or will result in the exhibitor being disqualified from class placings and entry fee forfeited.

SECTION I-4. EXHIBITOR RESPONSIBILITY

Each member, horse owner or others involved in participation in ARHA approved shows is charged with the responsibility to determine eligibility of persons exhibiting his/her horse by contacting ARHA regarding the current list of suspended persons before authorizing such participation. Every person competing in an ARHA approved class must possess either a current ARHA membership card, or membership card with amateur, youth or novice privileges, solely recorded in their name, or must complete a membership application and pay for it at the show including rush fee at the time of entry. Show management must inspect the card or a photocopy/phone photo of it at any show the exhibitor has entered. If the exhibitor is a member but cannot produce their card or a photocopy/phone photo of their card at the show, they must complete a replacement application, purchasing a new membership and pay the required fee at the show before entering. Exhibitors are responsible for:

A) Presenting to show management all ARHA Registration Papers (Certificate of Eligibility and Membership Cards) as well as any required state health and/or coggins papers that are required by show.

B) Being knowledgeable of and following the current rules as set forth by ARHA and show management.

C) Entry forms must be completed legibly and accurately with information exactly as printed on horse's Certificate Of Eligibility. Incomplete entry form may result in loss of ARHA points.

D) An exhibitor is responsible for his/her own errors and those of his/her agent in preparation of entry blanks.

E) Pre-entering and post-entering horse in correct conformation and performance classes. A horse entered in the wrong class may be transferred to its correct class prior to that class being judged.

F) Reporting to the gate promptly for the class and notifying gate personnel of tack changes needed.

G) Being considerate to other exhibitors and show management.

SECTION I-5. COMBINING CLASSES

A) Classes may only be combined as noted in the ARHA Rule Book under respective sections. See approved class list.

B) ARHA Pointed and Non-pointed classes may run concurrently.

C) When ARHA classes are combined, (i.e.: ARHA Junior/Senior, Amateur 19-59/Select or Youth 13 & Under/14-18) the placings

must be posted under only one of the applicable class numbers.

D) Show management may combine or split age groups as justified by entries if there is unanimous consent of all involved exhibitors; however, if one division is not a point earning class then show management may combine age groups, without unanimous consent of all exhibitors, in order to make the division a point earning class.

SECTION I-6. ENTRY FEES

A) All day fees. An exhibitor may be required to go in a set number of classes; however, no specific classes maybe required to receive all day fees. But this rule will not will not affect any criteria for any weekend high point.

B) Paying for another exhibitor's entry fee. No person shall pay for exhibitor's entry fee for the purpose of enlarging a class nor shall any person accept payment of an entry fee for another to enlarge a particular class. Violation of this rule shall disqualify both horses involved in the transaction and shall be referred to the proper ARHA authority for further disciplinary action as warranted.

C) Forced Entry. An approved ARHA show may not require that an exhibitor enter or pay entry fees in any class to be eligible for another class. (i.e.: a show may not require entries in a conformation class to enter a performance class or visa versa).

SECTION I-7. PREMIUM MONEY

If premium money (payback) is provided the show management must make the full premium payments. Show management cannot require a portion of the premium money be added to any open sweepstakes or championship class. It shall be option of the exhibitor to pay his fees for a championship or otherwise sweepstake event.

SECTION I-8. REFUNDS

Show management has the discretion to refund or not refund entry fee or stall fee according to its statement published prior to show. Management has the right to set precedent and policy of acceptable reason to refund. Any contestant withdrawing from an event or show shall abide by show management policy on refunds.

SECTION I-9. ENTRY NUMBER

Entry numbers must be assigned to horses, not exhibitors, and the exhibitor must display the correct number assigned by show management for the horse being exhibited in ARHA approved shows. In all performance classes excluding Showmanship and In Hand Trail, the exhibitor must display the entry number on both sides of saddle pad. Failure by exhibitor to display the correct number in all classes in a visible manner while being judged, shall result in disqualification from class. Hand written back numbers are highly discouraged.

SECTION I-10. DISQUALIFIED HORSES

A) If a horse is disqualified, it is not to be placed, regardless of the number of horses in the class, but counts as an entry in the class.

B) A judge may disqualify a horse and/or exhibitor from competition for any condition the judge considers unsafe, but counts as an entry for the class.

C) Disqualification of an exhibitor and/or horse by the ARHA Office

due to a violation of an eligibility rule set forth by the current ARHA Rule Book will not be placed but the number of entries will not be lowered. The total number of entries in the class and placings of the other exhibitors may be changed. EXCEPTION: Geldings that are still listed as stallions according to ARHA records at the time the show results are processed at ARHA Office will be disqualified from Conformation class but will count as an entry for the class.

SECTION I-11. ANNOUNCING THE NAME OF HORSE, OWNERS/EXHIBITORS, RUN SCORE

Announcer may announce the names of horses, owners and/or exhibitors prior to a run as well announce the judge(s) score for each exhibitor.

SECTION I-12. POSTING OF PATTERNS/DRAWS

Patterns and draws must be made available to exhibitors at least three (3) classes prior to the first horse entering the arena. In a case where the entries of a class close the night before a class is to be held, the patterns or draws must be posted by 10:00 pm of the day class entries close. For entries that enter after the draw has been posted, late cattle entries will be added to the end of the draw and late non-cattle entries will be added to the beginning and will be considered a negative draw. If exhibitor is showing multiple horses, show management should attempt to put at least three horses between exhibitors horses, if class numbers will allow.

A) All judges who submit patterns that are not rulebook specific (showmanship, horsemanship, and trail) in advance to show management must check with show management upon arrival. This is to make sure the correct patterns are posted and will aid in judges being clear on patterns.

B) The use of patterns in the ARHA rulebook are required to be used at an ARHA approved event. The patterns are to be worked as stated, not as drawn. The drawn pattern is just to give the general idea of what the patterns will look like in the arena. Any novice patterns that are in the Rule Book must be used in the said Novice classes.

SECTION I-13. SCRATCHES & ADDS

Exhibitors that enter and scratch a class for any reason after a draw has been posted will be liable for any and all fees incurred in connection to entering that class.

SECTION I-14. NO SHOWS

If an entrant misses his/her turn as determined by the draw, he/she will be disqualified from that go (except for cases where unusual and truly unavoidable circumstances take place).

SECTION I-15. CONCURRENT CLASSES

No show may run two separate classes concurrently as a double judged event but the same ARHA point class maybe run concurrently (ie: Amateur/Novice Amateur or Youth /Novice Youth.) Exhibitor would pay 2 entry fees but only 1 cattle charge.

SECTION I-16. RIDERS EXHIBITING MORE THAN 1 ENTRY PER CLASS

A) An exhibitor may show more than one horse in individual work performance classes per class specifications.

B) The same horse may not be shown by more than one (1) exhibitor, nor more than one (1) time in a class, including

individual working classes.

SECTION I-17. SHOW SCHEDULE TIME

An approved show will not be permitted to start earlier than the advertised schedule.

SECTION I-18. EXHIBITORS ATTIRE

In all ARHA classes, it is required that exhibitors wear traditional western attire that reflects the true ranch lifestyle. Appropriate western attire includes a long sleeve shirt with collar and cuff that has buttons, snaps or zipper that must be fastened at the wrist, a western hat and boots with heels. Exhibitors are encouraged to wear well fitting jeans, and crisp well shaped hat. Adding chinks, wild rags or western scarves really promote a true ranch horse look. ARHA's focus is on the performance and ability of the horse and rider. Shirts may have minimal crystals, glitter and/or sequins on yokes, collar, and cuffs may be wore. Crystals, sequins, retro embroidery and pearl snaps are allowed on belts, jeans and western hats. The addition of any protective outerwear such as jackets or vests are acceptable as dictated by weather conditions.

SECTION I-19. USE OF PHOTOS

By entry and participation in any ARHA approved show, contests or classes, an owner and/or exhibitor agrees that ARHA, the show management and their agents and representatives may photograph, film or tape any portion thereof, and use their likeness and that of the horse for training, promotion or other legitimate purposes without necessity of remuneration.

SECTION I-20. EXHIBITORS WITH SPECIAL NEEDS

An exhibitor who is physically challenged and needs special accommodations may request a variance from the ARHA to have their special needs accommodated to be allowed to exhibit and be judged in an ARHA approved classes. The ARHA Office will issue a letter to the exhibitor granting or denying the request, stating the accommodations necessary and classes to be exhibited in. The letter must be applied for at least thirty (30) days prior to the first show and on a yearly basis. The letter will be valid through December 31 of the current calendar year.

A) It is the exhibitors' responsibility to present the letter or photocopy to show management when making their entries.

B) It is the show management's responsibility to inform the judges of special accommodations being used for that exhibitor.

SECTION I-21. LAMENESS

Obvious lameness is cause for disqualification. OBVIOUS LAMENESS IS:

A) Consistently observable at a trot under all circumstances.

B) Marked nodding, hitching or shortened stride.

C) Minimal weight-bearing in motion and/or at rest, an inability to move.

The judge shall communicate any lameness to their ring steward who must remove an entry from the arena at the judge's discretion. In a multi-judge show, the ring stewards must remove an entry from the arena if the majority of judges agree to disqualify a horse due to lameness. Judges may confer with each other if no ring steward is present or if a judge feels the ring steward is unable to relay the correct information.

SECTION I-22. LARGE CLASS PRELIMINARY AND FINALS

A) When due to large number of entries, a class may be divided/split, into two or more preliminary sections as required to be worked, with the top contestants from each preliminary section returning to the final adjudication. No placings, ribbons or points will be awarded in the preliminary sections. Placings, ribbons, points awarded, and payback will be awarded to those placing in the finals.

B) A horse must be exhibited in the finals by the same exhibitor who showed in the preliminary section.

SECTION I-23. AGE OF RIDER/ AGE OF HORSE

A) Individuals (people) – For horse show purposes, the age of an Individual on January 1 shall be maintained throughout the entire year. Persons born on January 1 shall assume the greater age of that date.

B) Horses – for horse show purposes, any horse shall be considered to be one (1) year old on the first day of January following the actual date of foaling and gain a year in age each consecutive January 1. A Junior horse is 5 & Under; a Senior horse is 6 & Over.

SECTION I-24. SAFETY REQUIREMENTS

A) Safety helmets (hard hats) are allowed in all classes.

B) All performance classes must be held in fenced or enclosed arenas. Performance classes (classes where horses are ridden) are not allowed to be held in unfenced areas. Exception to this rule would be a trail class where property permits obstacles to be spaced in open area to gain benefit of trail conditions.

C) Any horse requiring assistance of someone other than the exhibitor, when entering in an arena to perform, may be deemed as being unsafe to perform and may be disqualified by the judge and requested to leave the arena.

D) No assistance while in the arena will be allowed.

E) Any horse in an arena, for any reason to perform or practice, found to kick, buck, rear, bite or display any action that could hinder the safety of the exhibitor or any other person or horse shall be disqualified by the judge in any class, or may be removed from the arena by the show management if such action is needed during practice session or warm-up.

F) Any rider in a class that is performing with unsafe, improper fitting equipment for horse or rider or broken equipment will be disqualified by the judge. Examples could be, but are not limited to, riding with one stirrup missing from the saddle, riding with broken rein or loose rein dangling from the bridle, broken flank strap hanging from saddle, breast collar broken and hanging, etc.

G) No rider may be tied, buckled or fastened in the saddle in any manner or means including rubber bands to feet or stirrups

SECTION I-25. PERFORMANCE CLASSES

A) Only horses 5 years and younger may be exhibited in Junior classes. Horses 5 years and younger may be shown in a snaffle bit or hackamore with 2 hands or one-handed with curb bit, half-breed or spade bit excluding Cutting.

B) Two Year Olds cannot be shown in any riding class before June 1st.

C) Only horses 6 years and older may be exhibited in Senior

classes. Horses 6 years and older must be shown one-handed with a curb bit, half-breed, or spade bit.

D) All Age classes (Open Division) are open to any age horse. Cow Catching is only offered as All Age classes in the Open and Amateur Division and Youth 18 & Under.

E) A show may have up to two (2) approved performance age classes. If two age classes are to be held at a show, they shall be as follows:

1) Senior

a) Only horses 6 years and over.

b) Shown one handed in a curb bit.

2) Junior

a) Only horses 5 years and younger.

b) Shown with either bit, hackamore or snaffle bit at the discretion of the exhibitor.

F) If only one class is to be held at a show; it shall be as follows: All Age Horses 6 years old and older must be shown in a bit; horse 5 & younger may be shown in either bit, hackamore, snaffle bit, or mecate at the discretion of the exhibitor, refer to I-30 for detailed description.

G) ALL patterns that require a TROT IN will result in a disqualification (DQ) if not performed as stated. Exhibitor must stop before starting the pattern.

H) The fall of horse or rider being judged shall be cause for disqualification in all classes. A horse is considered having fallen when he/she is on their side and all four feet are extended in the same direction. Rider is considered fallen when he/she is not astride.

I) Any time a horse's mouth is tied or fastened in a performance class, it shall be disqualified.

J) In any class, an exhibitor may enter more than one horse but each horse may have only one rider per class.

K) No horse may be shown in more than one youth or amateur class division of any type of event. (i.e.: A horse ridden in Youth 13 & under Horsemanship cannot also be shown in the Youth 14-18 Horsemanship, a horse shown in Amateur 19-59 Ranchmanship cannot also be shown in Select Ranchmanship).

L) No exhibitor without written permission from ARHA may be tied, buckled, or fastened in the saddle in any manner or by any means during competition including rubber bands tied to riders feet and/or stirrups.

M) If there is a preliminary and finals, each horse must be ridden in the finals by the same rider who rode it in the preliminary class.

N) Barrels will not be used as markers in any event.

SECTION I-26. ZERO SCORES OR DISQUALIFICATIONS

The following will result in a zero-score or disqualification:

A) Abuse of an animal in the show arena and/or evidence that an act of abuse has occurred prior to or during the exhibition of a horse in competition.

B) Use of illegal equipment, including wire on bits, bosals, or curb chains.

C) Use of illegal bits, bosals, or curb chains.

- D)** Use of tack collars, tie downs, nosebands, cavassons.
- E)** Use of any attachment that alters the movement of or circulation of the tail.
- F)** Use of whips or bats. Exception of romels behind the cinch.
- G)** Failure to dismount and/or present horse and equipment to appropriate judge for inspection.
- H)** In any approved class, the judge shall have the authority to require the removal or alteration of any piece of equipment, or accoutrement which is unsafe, or in his opinion, would tend to give a horse an unfair advantage or which he/she believes to be inhumane.
- I)** Disrespect or misconduct of exhibitor.
- J)** The judge may excuse a horse at any time while in the arena for un safe conditions or improper exhibition pertaining to both horse and/or rider.
- K)** Failure to display the correct exhibitor number or in performance classes to have a number on each side of saddle pad or have a legible number.
- L)** Failure to complete pattern as written.
- M)** Performing the maneuvers other than in specified order.
- N)** Inclusion of maneuvers not specified.
- O)** Equipment failures that delay the completion of patterns
- P)** Dropping a rein that contacts the ground while horse is in motion; Fall to the ground by horse or rider. A horse is deemed to have fallen when he/she is on their side and all four feet are extended in the same direction.
- Q)** Closed reins are not allowed except as standard romal reins, mecates on snaffle bits and bosals in classes where two hands and closed reins are allowed. The use of Roping Reins/ One-Piece Reins will be permitted in any Roping Class excluding Working Ranch Horse classes.
- R)** The use of more than index finger or first finger between reins and use of two (2) hands (exception in Snaffle Bit and Hackamore) or changing of hands.
- S)** Obvious Lameness

SECTION I-27. SADDLES

A western saddle is a common type saddle distinguished by a large noticeable fork on which there is some form of horn, a high cantle, and large skirt. Saddles and other equipment should be suitable for ranch work. We encourage and promote good working tack.

SECTION I-28. SILVER ON EQUIPMENT

No silver is to be on saddles beyond conchos, two (2) inch in width corner plates and/or cantle name plates, horn caps, and silver lacing. Saddles with excessive silver have the option to use duct tape or something similar to cover any excessive silver and will not be penalized. Any exhibitor's saddle that has any silver other than what is stated above and that is visible will be disqualified. Bridles may be leather, rawhide or a combination thereof, and may have buckles with silver, nickel, copper or brass buckles, silver "dots" or any type of leather inlaid in cheeks of the bridle but no silver cheek pieces are allowed. Halters may have silver buckles but

silver on cheek and/or across nose band are not permitted. All bits and spurs are excluded from any silver requirements. Let's keep our tack with the ranch horse tradition in mind.

SECTION I-29. GROOMING

A) Hair dyes or fresh hoof black, hoof polish and/or oil is not allowed and will result in the horse being disqualified from the class.

B) Clipping ears, bridle path, roached manes, muzzle, and legs is left to the discretion of the exhibitor and has no bearing on the horse's conformation and/or performance.

C) The horse should be clean and brushed. It is recommended that a horse should be shown as naturally as possible.

D) Banded or braided manes or forelocks, braided tails, tie-in tails and/or extensions are not allowed with the exception of roping and speed event where braided manes will be allowed as a safety measure.

SECTION I-30. EQUIPMENT

A) In conformation classes, horses may be shown in good working halter; such as rope, braided, nylon or plain leather. Halters may have silver buckles but no silver is permitted on cheeks and/or across nose band. Brass name plates and embroidered halters will be allowed.

B) Lip chains, splint boots, leg wraps or bandages are prohibited in any conformation and showmanship classes. The use of shin and/or Bell Boots on the front legs and standard sliding rundown boots on rear fetlocks is optional in individual working classes unless other wise noted. In the event of injury the judge may permit a protective bandage.

C) References to hackamore means the use of flexible, braided rawhide, leather or rope bosal, and have a non-metal flexible core. A hackamore must use complete mecate rein, which must include a tie- rein. Absolutely no rigid material will be permitted under the jaws, regardless of how padded or covered. Horse hair bosals are prohibited. This rule does not refer to so called mechanical hackamores.

D) Reference to snaffle bits in performance classes mean the conventional O-ring or D-ring with a ring no larger than 4 inch (Refer to Section AB-1. Diagrams) The inside circumference of the ring must be free of rein, curb, or headstall attachments which would provide leverage. The mouthpiece should be round (no twisted wire), oval or egg-shaped smooth and unwrapped metal (factory rubber covered mouth pieces are acceptable). It may be inlaid, but must be smooth. The bars must be a minimum of 5/16 inch in diameter, measured one inch in from the cheek with a gradual decrease to center of the snaffle. The mouthpiece may be two or three pieces. A three-piece, connecting ring of 1 1/4 inch or less in diameter, or a connecting flat bar of 3/8 to 3/4 inch measured top to bottom, with a maximum length of 2 inches, which lies flat in the horse's mouth is acceptable. Optional curb strap attached below the reins in a snaffle bit is acceptable. Mecate reins may be used with a snaffle bit when ridden with two hands on a junior horse.

E) When showing in a snaffle bit in any class, the exhibitor has the option of bridging the rein(s) two different ways. The reins may

either bridge reins traditionally with the tail on each side of the neck; or the reins may be bridged with one rein and have the tail of the reins on one side of the horse's neck.

F) Reference to a bit in performance classes means the use of a curb bit that has a solid or broken mouthpiece, has shanks and acts with leverage. All curb bits must be free of mechanical device and should be considered a standard western bit. A description of a legal, standard western bit includes:

1) 8½ inch maximum length shank to be measured as indicated in Section AB-1 Diagrams. Shanks may be fixed or loose.

2) Concerning mouthpieces, bars must be round, oval or egg shaped, smooth and unwrapped metal of 5/16 to 3/4 inch in diameter, measured 1 inch from the cheek. However, wire in the sway bars (above the bars and attaching to the spade of a traditional spade bit is acceptable. They may be inlaid, but must be smooth. Nothing may protrude below the mouthpiece (bar), such as extensions or prongs including upward prongs on solid mouth pieces. The mouthpiece may be two or three pieced. A three-piece, connecting ring of 1¼ inches or less in diameter or a connecting flat bar of 3/8 to 3/4 inch which lies flat in the horse's mouth is acceptable.

3) The port must be no higher than 3 1/2 inches maximum, with rollers and covers acceptable. Broken mouthpieces, half-breeds and spades are standard.

G) Only one hand may be used on the reins and the hand must not be changed, except when using a Snaffle Bit or unless it is specified in an individual class that two hands on the rein is a penalty.

H) If showing in a shank bit with split reins one hand must be around the reins; with only one finger between reins. If tail of reins become tangled they may be fixed at anytime during a run. Exhibitor must go behind the rein hand to fix reins.

I) When a curb bit is used, a curb strap or curb chain is required, which must be at least ½ inch in width, lie flat against the jaw, and be free of barbs, wire, and/or twists.

J) Whenever this rule book refers to romal, it means an extension of braided or round material attached to closed reins. This extension shall be carried in the free hand with a 16 inch spacing between the reining hand and the free hand holding the romal. When using the romal reins, the rider's hand shall be around the reins with the wrist kept straight and relaxed, the thumb on top and fingers closed lightly around the reins. When using a romal, no fingers between the reins are allowed. The free hand may not be used to adjust the rider's length of reins in any reining class. During reining, the use of the free hand while holding the romal to alter the tension or length of the reins from the bridle to the reining hand is considered to be the use of two hands and a score of 0 will be applied, with the exception of any place a horse is allowed to be completely stopped during a pattern. In all other classes, including the reined portion of working cow horse, the free hand may be used to adjust the rider's length of rein. Refer to Section AB-1 Diagrams.

K) In regular Cutting, NO BOSALS, HACKAMORES OR ROMAL REINS are permitted. Only one hand can be used in regular cutting regardless of the age of the horse or type of bit used.

L) The use of a curb strap with a snaffle bit is optional, but if used, reins are to be attached above the curb strap. The curb strap must be leather (no chain).

M) A braided rawhide or leather bosal may be used in lieu of a snaffle bit, no larger than 3/4 inch diameter at the cheek; must be a minimum of a one-finger space, approximately 3/4 inch, between the bosal and the nose; absolutely no metal under the jaw or in the nose band in connection with the bosal. The bosal should be properly fitted relative to size and conformation of the horse. A complete mecate rein, which includes a tie-rein, is mandatory with a bosal.

N) In all classes, the exhibitor may let go of the reins with one hand to grab the saddle horn.

O) Reruns will not be allowed in the instances of equipment failure. When exhibitor equipment failure causes a delay or a run to be discontinued, the judge will disqualify the entry.

SECTION I-31. PROHIBITED EQUIPMENT

A) Protective boots, leg wraps, and bandages are prohibited in conformation and showmanship.

B) Wire chin straps, regardless of how padded or covered.

C) Slip or gag bits, donuts and flat polo mouthpieces are not allowed.

D) Any chin strap narrower than one-half inch,

E) No tie downs except for Cow Catching. However, these cannot have any bare metal in contact with the horse's head. Chain, wire, metal tie-down or bonnets are prohibited, even if they covered.

F) No mechanical hackamores, nosebands (cavessons).

G) Jerk lines, tack collars and whips or bats.

H) Draw reins or any type of training device is not allowed in any event.

I) Two-rein bridles.

SECTION I-32. OPTIONAL EQUIPMENT

A) Rope or riata; If used, the rope or riata must be coiled and attached to the saddle.

B) Hobbles attached to saddle.

C) Tapaderos, except in Working Cow Horse where they are not allowed.

D) Protective boots, leg wraps and bandages are allowed in all classes except conformation and showmanship.

E) Tie-downs for Cow Catching.

F) Spurs; not to be used forward of the cinch.

G) Get-down/neck rope with romels

SECTION J-1. RANCH HORSE CONFORMATION

A) The horse will be judged on type, conformation correctness, and athletic ability with the all around equine in mind. Ranch Horse Conformation is defined as the physical attributes necessary to perform under saddle in multiple ARHA events. The ideal standard in evaluating horses in conformation should include, but is not limited to soundness and correctness in conformation, particularly feet and legs with emphasis on correct manner of travel including athletic ability and the "appearance of" agility. The horse should possess eye appeal with an attractive head;

refined throat-latch; well-proportioned trim neck; long sloping shoulder; deep heart girth; short back; strong loin and coupling; long hip and croup. The horse should show balance and uniform muscling with enough athletic ability to perform different tasks on the ranch and ARHA events. Horses should be strong boned and have an appearance of durability.

B) Horses are not to be penalized for scars or brands.

C) All stallions two years and older shall have two visible testicles. Cryptorchids will be excused from the ring prior to the final placing by the judge.

D) Only mares and stallions will be examined for parrot mouth and those found to exhibit this shall be excused from the ring prior to the final placing by the judge.

E) All lame horses will be excused from the ring prior to the final placing by the judge. Refer to Section I-21.

SECTION J-2. GELDINGS STILL LISTED AS STALLIONS WITH ARHA

Geldings which are still listed as stallions according to ARHA records at the time show results are processed at ARHA office will be disqualified, but horse will still be counted as an entry.

SECTION J-3. CONFORMATION EQUIPMENT REQUIREMENTS

A) In conformation classes, horses may be shown in good working halter; such as rope, braided, nylon or plain leather. Halters may have silver buckles but silver is not permitted on cheeks and/or across nose band. Brass name plates and embroidered halters will be allowed.

B) Lip chains, splint boots, leg wraps or bandages are prohibited in any conformation and showmanship classes.

C) Hair dyes or fresh hoof black, hoof polish and/or oil is not allowed and will result in the horse being disqualified from the class.

D) Clipping ears, bridle path, roached manes, muzzle, and legs is left to the discretion of the exhibitor and has no bearing on the horse's conformation and/or performance.

E) The horse should be clean and brushed. It is recommended that a horse should be shown as naturally as possible.

F) Banded or braided manes or forelocks, braided tails, tie-in tails and/or extensions are not allowed in any conformation class and will be disqualified.

SECTION J-4. JUDGING PROCEDURE FOR CONFORMATION

A) The judge shall make an individual examination for conformation defects, soundness and way of travel of each horse at the walk and trot as it is led directly to and away from the judge and additionally the trot from a direct side angle. The judge may ask for further individual work he may feel is needed. Any deviation from correct leg conformation and way of going shall be penalized. The horse must move straight and true. The walk should be a natural flat-footed four beat gait. The walk must be alert, with a stride of reasonable length for the size of the horse. The trot should be square, balanced with straight forward movement of the feet.

B) After trotting, horses will be lined up head to tail for individual inspection by the judge. The judge shall inspect each horse from both sides, front and rear.

C) In single-judged shows, the judge may line the horses to be placed in a head to tail order according to preference.

D) Any horse that becomes detached from its handler and is no longer under control by the handler will automatically be disqualified and excused. If the initial horse exhibiting poor mannerisms (i.e.: rearing, backing, or falling into others, etc.) causes other exhibitor(s) to lose their horses(s), only the initiating horse will be disqualified and excused. The decision of the judge(s) is final.

E) The fall of a horse being judged in conformation shall be cause for disqualification. A horse is considered having fallen when he or she is on their side with all four feet extended in the same direction.

SECTION J-5. GRAND & RESERVE CHAMPION

A) It is mandatory that the judge select a Grand Champion and Reserve Champion in each gender and division in Category B (combined 2 & Under and 3 & Over). Grand and Reserve are to be placed immediately after the completion of each gender division. *Category A will not offer a Grand and Reserve Champion.*

B) When judging of all classes in conformation has been completed, all first and second place class winners of that gender division shall return to the ring for Grand and Reserve Champions to be chosen, with the first place class winners in one line and the second place horses from each class in another line.

C) Grand Champion Mare, Stallion and Gelding will be chosen from the first (1) place class winners in the respective sex division. If the first place horse does not return, for any reason, the second place horse will move up to first line and be considered for Grand and Reserve. The third place horse cannot move up to second place in the class.

D) The second place horse in the class from which the Grand Champion has been selected and place will be in the line up with the first place winners. They are to be judged equally for the title of Reserve Champion Stallion, Mare or Gelding in their respective sex division.

E) Grand Champion will receive two (2) more points than the largest class in their gender division with exception of the Reserve Champion. The Reserve Champion will receive one (1) more point than any other horse in the largest gender division with the exception of the Grand Champion.

SECTION J-6. CONFORMATION CLASS CATEGORIES

A) Conformation class categories may be offered in Open, Amateur and Youth Divisions only. Conformation classes, if offered must be in one of the following three (3) Categories with the classes offered as follows:

CATEGORY A COMBINED GENDER/AGES

NO GRAND & RESERVE IS TO BE OFFERED

Open - Mares, Stallions, Geldings- All Ages

Amateur - Mares Stallions, Geldings - All Ages

*Youth - Mares, Geldings (No Stallions) - All Ages

CATEGORY B CLASSES 2 & UNDER AND 3 & OVER/PER GENDER

Two Years & Younger Mares

Three Years & Older Mares

Two Years & Younger Geldings

Three Years & Older Geldings

* Two Years & Younger Stallions (Open and Amateur only)

* Three Years & Older Stallions (Open and Amateur only)

* NO YOUTH are permitted to show and/or handle any stallions on the show grounds at any ARHA event.

SECTION K-1. RANCH SHOWMANSHIP

ARHA Approved Ranch Showmanship classes are offered in the Youth, Novice Youth, Amateur, and Novice Amateur divisions. Classes in Amateur may be offered in Amateur 19 & over, or 19-59 and Select. Novice Amateur will be offered only in 19 & over, Novice Youth will only be offered in 18 & Under, and Youth classes may be offered in Youth 18 & Under or 13 & Under and 14-18.

This class is open to horses of all ages from weaning up.

Ranch Showmanship is designed to evaluate a horse/handler combination's ability to execute a pattern prescribed by the judge. Exhibitor's movements should be workmanlike and efficient and the horse should be obedient and cooperative. Exhibitors may show more than one (1) horse.

SECTION K-2. CLASS GUIDELINES

A) Ranch Showmanship class shall be judged strictly on the exhibitor's ability to communicate with the horse from the ground and show horse as if he were accomplishing basic unmounted ranch tasks. The horse and handler should be judged on their ability to work in concert and ideal ranch showmanship performance consists of a poised, confident exhibitor leading a well groomed and conditioned horse that quickly and efficiently performs the requested pattern with promptness, smoothness and precision. The ranch showmanship class is not another conformation class and should not be judged as such.

B) It is mandatory that the judge/show management post any pattern(s) to be worked at least three (3) classes prior to the start of the class. Pattern(s) should be designed to test the horse/handler's abilities as a team.

C) Horse/Handler combinations will perform a designated pattern approved by the judge. The following maneuvers are considered acceptable:

1) Lead a horse at a walk, extended walk, trot or extended trot, cross over poles up to a maximum of three (3) poles. Poles at a walk are to be spaced 15" - 24" and 2' 6" - 36" for trot-overs.

2) Back in a straight or curved line or a combination of both, between poles, stop.

3) Turn 90 (1/4), 180 (1/2), 270 (3/4), or 360 (full turn) degrees or multiple of these turns with no one turn more than 360 degrees.

4) No pull turns are allowed.

5) The judge must have exhibitors set up the horse squarely for inspection sometime during the class.

D) Appearance and Position of Exhibitor.

1) The exhibitor should appear ranch ready and business-

like, stand and move in a straight, natural and upright manner avoiding unnatural or animated body positions.

2) The exhibitor must lead on the horse's left side holding the lead shank in the right hand near the halter with the tail of the lead loosely coiled in the left hand unless requested by the judge to show the horse's teeth. When leading, the exhibitor should be positioned between the eye and the mid-point of the horse's neck, referred to as the leading position.

3) Leading, backing, turning and initiating the set up should be performed from the left side of the horses, At no time should the exhibitor ever stand directly in front of the horse. The exhibitor should not touch the horse with their hands or feet or visibly cue the horse by pointing their feet at the horse during set up.

4) The use of any type of artificial aid including, but not limited to lighters, hay, dirt, sharp pins, etc. will be considered a disqualification.

E) Appearance of the Horse. The horse's body condition and overall fitness should be assessed. The coat should be clean, well-brushed and in good condition. The mane and tail should be neat, clean and free of tangles. Hooves should be properly trimmed or shod. Fresh hoof black, hoof polish and/or oil is not allowed and will result in the horse being disqualified from the class. Tack should fit properly and be neat, clean and in good repair.

F) Performance. The horse/handler combination should perform the pattern accurately, precisely, smoothly and with a reasonable amount of speed, as if working on the ranch. The horse should lead, stop, back, turn and set-up willingly, briskly and readily with minimal visible or audible cuing. Failure to follow the prescribed pattern, knocking over or working on the wrong side of the cones, and/or severe disobedience will result in disqualification. Excessive exhibitor's ability to execute a pattern prescribed by the judge. Exhibitors movements should be workmanlike and efficient and the horse should be obedient and cooperative. This class is judged on 0-100 score scale with 70 denoting average with 1/2 point increment scoring.

1) Showmanship class shall be judged strictly on the exhibitor's ability to communicate with the horse from the ground and show a horse as if he was in a conformation class. The horse is merely a prop to demonstrate the ability and preparation of the exhibitor. The ideal showmanship performance consists of a poised, confident exhibitor leading a well groomed and conditioned horse that quickly and efficiently performs the requested pattern with promptness, smoothness and precision. The showmanship class is not another conformation class and should not be judged as such.

2) It is mandatory that the judge/show management post any pattern(s) to be worked at least three (3) classes prior to the start of the class. Pattern(s) should be designed to test the showman's ability to effectively present a horse to the judge.

3) Exhibitors will perform a designated pattern approved by the judge. The following maneuvers are considered acceptable: lead a horse at a walk, Trot or extended trot, or back in a straight or curved line or a combination of both, stop; or turn 90 (1/4), 180 (1/2), 270 (3/4), 360 (full turn) degrees or any combination

or multiple of these turns. No pull turns are allowed. The judge must have exhibitors set the horse up squarely for inspection sometime during the class.

G) Appearance and Position of Exhibitor.

1) The exhibitor should appear business-like, stand and move in a straight, natural and upright manner avoiding unnatural or animated body positions.

2) The exhibitor must lead on the horse's left side holding the lead shank in the right hand near the halter with the tail of the lead loosely coiled in the left hand unless requested by the judge to show the horse's teeth. When leading, the exhibitor should be positioned between the eye and the mid-point of the horse's neck, referred to as the leading position.

3) Leading, backing, turning and initiating the set up should be performed from the left side of the horse. At no time should the exhibitor ever stand directly in front of the horse. The exhibitor should not touch the horse with their hands or feet or visibly cue the horse by pointing their feet at the horse during the set up.

4) The use of any type of artificial aid including, but not limited to lighters, hay, dirt, sharp pins, etc. will be considered a disqualification.

H) Appearance of the Horse. The horse's body condition and overall fitness should be assessed. The coat should be clean, well-brushed and in good condition. The mane and tail should be neat, clean and free of tangles. Hooves should be properly trimmed or shod. Fresh Hoof black, hoof polish and/or oil is not allowed and will result in the horse being disqualified from the class. Tack should fit properly and be neat, clean and in good repair.

I) Performance. The exhibitor should perform the pattern accurately, precisely, smoothly and with a reasonable amount of speed. The horse should lead, stop, back turn and set-up willingly, briskly and readily with minimal visible or audible cuing. Failure to follow the prescribed pattern, knocking over or working on the wrong side of the cones, severe disobedience will result in disqualification. Excessive schooling or training, willful abuse, or loss of control of the horse by the exhibitor shall be cause for disqualification.

1) The horse should be led directly to and away from the judge in a straight or curved line and track briskly and freely at the prescribed gait as instructed. The horse's head and neck should be straight and in line with the body. schooling or training, willful abuse, or loss of control of the horse by exhibitor shall be cause for disqualification.

2) The horse should be led directly to and away from the judge in a straight or curved line and track briskly and free at the prescribed gait as instructed. The horse's head and neck should be straight and in line with the body.

3) The horse should back up readily with the head, neck and body aligned in a straight or curved line as instructed.

4) The horse should navigate poles in a workmanlike manner with no break of cadence or gait.

5) When turning the horse to the right 90 degrees or less, the horse should turn to the right. On turns greater than 90 degrees, the ideal turn consists of the horse's front end moving around

its hind end while the hind end remains stationary, pivoting on either hind leg. There will be no pull turns that require a pivot.

6) The horse should be set up quickly with the feet squarely underneath the body. The exhibitor does not have to reset a horse that stops square,

7) Faults can be classified as minor, major or severe. The judge will determine the appropriate classification of a fault based upon the degree and/or frequency of the infraction.

SECTION K-3. SCORING & PENALTIES

A) Scoring.

Scoring will be on the basis of 0-100, with 70 denoting an average performance. The individual maneuvers are scored in 1/2 point increments from a low of -1½ to a high of +1½ with a score of 0 denoting a maneuver that is average or correct. It is the judge's responsibility to evaluate these maneuver groups individually and rate each maneuver group on the following scale:

-1½	=	Extremely Poor
-1	=	Very Poor
-½	=	Poor
0	=	Correct
+½	=	Good
+1	=	Very Good
+1½	=	Excellent

1) ARHA requires that the score for each run be reflected on a maneuver by maneuver and penalty by penalty basis utilizing an ARHA score sheet. This score sheet represents a judge's report to an exhibitor of how a score was derived, and it is critical that this report to the exhibitor be accurate.

2) In the name of accuracy, it is important that the judge not average scores for maneuvers.

3) A judge must, at the completion of each maneuver, evaluate the maneuver on the scale listed above as an individual component of the entire run.

B) Penalties.

1) One (1) Point Penalties.

- a) Break of gait at walk or trot for 1 stride.
- b) Moving pivot foot (to be assessed once per pivot).
- c) Changing hands on lead except to show teeth.
- d) Any hit or stepping on log or pole.
- e) Both front or hind feet in a single-strided slot or space between pole at a walk or trot.
- f) Skipping over or failing to step into space between poles.

2) Three (3) Point Penalties.

- a) Break of gait at walk or trot for more than 1 stride.
- b) Failure to pivot (no clear movement of the front end around the hind end, or both ends moving, or walking in a circle)
- c) Horse biting at chain or exhibitor.
- d) Over/under turning 1/8 to 1/4 of designated turn.

e) Starting on wrong side of horse.

3) Five (5) Point Penalties.

a) Exhibitor not in the required position during inspection.

b) Standing directly in front of horse.

c) Exhibitor touching the horse, or kicking or point their feet at horse's feet during set-up.

d) Loss of lead shank or holding chain or two hands on shank.

e) Causing the judge to move to avoid being bumped or stepped on.

f) Jerking or snatching on horse.

4) Disqualifications (should not be placed)

a) Loss of control of horse that endangers the exhibitor, other horses or other exhibitors or judge including the horse escaping from exhibitor.

b) Failure of exhibitor to wear correct number in visible manner

c) Willful abuse

d) Excessive schooling, training or using artificial aids.

e) Off Pattern; knocking over cones.

f) Never performing specific gait.

g) Over turning more than 1/4 turn of designated turn.

h) Any inhumane treatment of the horse.

i) Working on wrong side of cones

j) Leading on wrong side of horse

k) Severe disobedience including rearing or pawing; horse kicking at other horses, exhibitors or judge; or horse continuously circling the exhibitor.

l) Any safety issue during pattern.

m) Turning horse the wrong direction.

SECTION L-1. HORSEMANSHIP

ARHA Horsemanship classes are offered in Amateur, Novice Amateur, Youth, and Novice Youth divisions only. Classes in Amateur may be offered in Amateur 19 & over, or 19-59 and Select. Novice Amateur will be offered only in 19 & over, Novice Youth will only be offered in 18 & Under, and Youth classes may be offered in Youth 18 & Under or 13 & Under and 14-18.

This class is open to all horses ages two (2) years of age and older. Two (2) year olds may only show after June 1.

The horsemanship class is designed to evaluate the rider's ability to execute, in concert with their horse, a set of maneuvers prescribed by the judge with precision and smoothness while exhibiting poise and confidence, and maintaining a balanced, functional, and fundamentally correct seat. Horses should have forward motion. The ideal horsemanship pattern is extremely precise with the horse and rider working in complete unison, executing each maneuver with subtle aids and cues. The horses head and neck should be carried in a relaxed, natural position.

SECTION L-2. CLASS GUIDELINES

A) It is mandatory that the judge/show management post any pattern(s) to be worked at least three (3) classes prior to the start of the class. Pattern(s) should be designed to test the showman's

ability to effectively present a horse to the judge. All ties will be broken at the judges' discretion.

B) All exhibitors must work individually either from the gate or the ring. When the exhibitors work from the gate, a working order is required.

C) The following maneuvers are acceptable in a pattern: walk, trot, lope, extended trot in a straight line, curved line, serpentine, circle or figure 8, or a combination of these gaits and maneuvers; stop, back in straight or curved line, turn or pivot, including spins and rollbacks on the haunches, sidepass, two-track or leg-yield, flying or simple lead changes, counter-canter, or any other maneuver, or ride without stirrups. Unless specified, either a simple or flying lead change can be performed with no penalties for a simple lead change performed in the correct number of strides. A back should be asked for at sometime during the class. Judges should not ask exhibitors to mount or dismount.

D) Exhibitors may show more than one (1) horse.

SECTION L-3. POSITION

A) General. Exhibitor will be judged on seat, hands, ability to control and show horse and suitability of horse and rider. Results as shown by the performance of horse are not to be considered more important than the method used by the rider to obtain them.

B) Hands. Upper arms to be in a straight line with body, one hand holding reins should be bent at the elbow. Reins may be held in two hands if the horse qualifies to be ridden in a snaffle, hackamore or snaffle bit with mecate.

C) Basic Position. Exhibitor should sit in saddle with legs hanging straight and slightly forward to stirrups or knees bent slightly and weight directly over ball of feet. In either position the stirrups should be just short enough to allow heels to be lower than toes. Body should always appear comfortable, heels relaxed and flexible. Feet should be placed in stirrups with the weight on the ball of the foot. Consideration, however, should be given to width of stirrups, which may vary on western saddles.

1) The rider's back should be flat, relaxed, and supple. An overly stiff and/or overly arched back will be penalized. The shoulders should be back, level, and square. Those exhibitors that can maintain the proper position throughout the maneuvers should receive more credit. Both hands and arms should be held in a relaxed, easy manner, with the upper arm in a straight line with the body. The arm holding the reins should be bent at the elbow forming a line from the elbow to the horse's mouth. The free hand and arm may be carried bent at the elbow in a similar position as the hand holding the reins or straight down at the riders side. Excessive pumping of the free arm as well as excessive stiffness will be penalized. The rider's wrist is to be kept straight and relaxed, with the hand held at about 30 to 45 degrees inside the vertical. The rein hand should be carried immediately above or slightly in front of the saddle horn. The reins should be adjusted so that the rider has light contact with the horse's mouth, and at no time shall reins require more than a slight hand movement to control the horse. Excessively tight or loose reins will be penalized.

2) The rider's head should be held with the chin level and the eyes forward, and may be directed slightly toward the direction of travel. Excessive turning of the head to the inside of the circle, or down at the horse's head or shoulders should be penalized.

D) Position in Motion. Exhibitor should sit to trot and not post. At the extended trot posting is optional. At the lope, he should be close to the saddle. All movements of horse should be governed by the use of imperceptible aids. Exaggerated shifting of the exhibitor's weight is not desirable.

E) The horse's body condition and overall health and fitness should be assessed. The horse should appear to be fit and carry weight appropriate for the body size. A horse which appears sullen, dull, lethargic, emaciated, drawn, overly tired should be penalized according to severity.

F) Tack should fit the horse properly and be neat, clean and in good repair.

SECTION L-4. CLASS ROUTINE

The judge must ask each exhibitor to work, individually using a designated pattern. The pattern shall include any maneuvers that are normally required in any ranch horse class, such as figure eights and square stops. Individual pattern work must also include all three gaits and back. It must be remembered that, above all, a ranch horse is one that responds instantly and smoothly to all aids.

A) The horse should perform all maneuvers in the pattern willingly, briskly and readily with minimal visible or audible cueing. Severe disobedience will result in a disqualification. Failure to follow The prescribed pattern, knocking over or working on the wrong side of the cones, excessive schooling or training, or willful abuse by the exhibitor is cause for disqualification.

B) Transitions should be smooth and prompt in the pattern. Circles should be round and performed at the appropriate speed, size and location as requested in the pattern.

C) The stop should be straight, square, prompt, smooth and responsive with the horse maintaining a straight body position throughout the maneuver.

D) Turns should be smooth and continuous. When performing a turn on the haunches, the horse should pivot on the inside hind leg and step across with the front legs. A rollback is a stop and degree turn over the hocks with no hesitation. Backing during turns will be penalized severely.

E) The horse should step across with the front and hind legs when performing the side-pass, leg-yield and two track. The side pass should be performed with the horse keeping the body straight while moving directly lateral in the specified direction. When performing a leg-yield, the horse should move forward and lateral in a diagonal direction with the horse's body arched opposite to the direction that the horse is moving. In the two-track, the horse should move forward and lateral in a diagonal direction with the horse's body held straight or bent in the direction the horse is moving.

F) A simple or flying lead change should be executed precisely in the specified number of strides and/or at the designated location. A simple lead change is performed by breaking to a walk or trot

for one to three strides. Flying changes should be simultaneous front and rear. All changes should be smooth and timely.

SECTION L-5. SCORING & PENALTIES

A) Scoring.

Scoring will be on the basis of 0-100, with 70 denoting an average performance. The individual maneuvers are scored in 1/2 point increments from a low of $-1\frac{1}{2}$ to a high of $+1\frac{1}{2}$ with a score of 0 denoting a maneuver that is average or correct. It is the judge's responsibility to evaluate these maneuver groups individually and rate each maneuver group on the following scale:

$-1\frac{1}{2}$	=	Extremely Poor
-1	=	Very Poor
$-\frac{1}{2}$	=	Poor
0	=	Correct
$+\frac{1}{2}$	=	Good
+1	=	Very Good
$+1\frac{1}{2}$	=	Excellent

1) ARHA requires that the score for each run be reflected on a maneuver by maneuver and penalty by penalty basis utilizing an ARHA score sheet. This score sheet represents a judge's report to an exhibitor of how a score was derived, and it is critical that this report to the exhibitor be accurate.

2) In the name of accuracy, it is important that the judge not average scores for maneuvers.

3) A judge must, at the completion of each maneuver, evaluate the maneuver on the scale listed above as an individual component of the entire run.

B) Penalties.

1) One (1) Point Penalties.

- a) Break of gait at walk or trot for one (1) stride.
- b) Each stride out of lead up to four (4) strides.
- c) Missing a marker by less than one (1) horse length.
- d) Excessively slow per gait.

2) Three (3) Point Penalties.

- a) Break of gait for more than one (1) stride.
- b) Starting a lope departure at a trot for three (3) strides or more.
- c) Missing a marker by more than one (1) horse length.

3) Five (5) Point Penalties.

- a) Exhibitor touching the horse
- b) Turning on the forehand.
- c) Out of lead five (5) strides or more.
- d) Blatent disobedience, including kicking, biting, bucking, rearing, and striking.

4) Disqualifications (should not be placed).

- a) Failure of exhibitor to wear correct number in visible manner.
- b) Willful abuse.

- c) Knocking over cones; going off pattern, including failure to ever perform the correct lead.
- d) Excessive schooling, training or using artificial aids.
- e) Fall of horse or rider.
- f) Illegal use of hands on reins.
- g) Use of prohibited equipment.
- h) Horse kicking at other horses, exhibitors or judge.
- i) Working on wrong side of cones.
- j) Hitting or cueing with romel.
- k) Spurring in front of the shoulder.
- l) Any safety issue during pattern.

C) Faults in the Overall Appearance of Exhibitor and Horse.

- 1) Loose, sloppy, dirty or poor fitting clothing and equipment.
- 2) Stiff, artificial or unnatural body, leg and or head position.
- 3) Reins too long, too short or uneven.
- 4) Loose leg with open knee or toes pointed down.
- 5) Exhibitor looking down to check leads or falling forward when stopping.
- 6) Shoulders held crooked or arms held in a straight, unbent position.

D) Faults in the Performance.

- 1) Oblong or flat sided circles or counter arc when circling.
- 2) Stopping rough, crooked or dropping a hip out when stopping.
- 3) Backing sluggishly or crooked.
- 4) Holding the head or neck excessively crooked when moving in straight lines or when stopping or backing.
- 5) Showing resistance when cued or reined.
- 6) Hesitation during any maneuver unless specified.
- 7) Failure of horse to stand still in pattern.
- 8) Failure to exhibit change of speed when requested.

SECTION M-1. RANCH RIDING

Classes in Open and Amateur may be offered in All Age or Junior/Senior. All Age Amateur may be offered in Amateur 19 & over, or 19-59 and Select. Novice Amateur will be offered only in 19 & over, Novice Youth will only be offered in 18 & Under, and Youth classes may be offered in Youth 18 & Under or 13 & Under and 14-18.

This class is open to all horses ages two (2) years of age and older. Two (2) year olds may only show after June 1.

This is a rail class and all horses work simultaneously in both direction at the required gaits at the direction of the judge. *The appropriate terms when calling gaits in Ranch Riding are walk, extended walk (optional), trot, extended trot (optional) and lope.*

A) Desirable Qualities.

A superior ranch riding horse has a free-flowing stride of reasonable length in keeping with his conformation and covering a reasonable amount of ground as if he was going across the pasture to do a task on the ranch in a timely fashion. Horse should not be a run away but move like “we have a lot to do today”. Ideally, he should have a balanced, flowing motion, while exhibiting correct gaits with proper cadence and rhythm. The quality of the movement and consistency of the gaits is a major consideration.

Exhibitor should not be penalized for picking up reins or moving horse's body as long as the horse is soft, willing and free of resistance and should receive credit. Horse should be credited for softness when picking up through transitions, departures, stops, and back-ups. (This should not be confused with constant pulling and jerking around the arena as this shall be faulted according to severity).

A willing horse will not ring their tail, or be blatantly disobedient to the rider's cues or demands. The horse should drive off his hind quarters using it as a driving force for his body. The horse should not carry his head behind the vertical, giving the appearance of intimidation, or be excessively nosed out, giving the appearance of resistance.

He should have a bright expression with his ears alert, he should be mannerly without the appearance of a dull, sullen lethargic drawn or overly tired attitude. He should be shown on a reasonably loose rein, but with light contact and control. He should be responsive, yet smooth, in transitions when called for. When asked to extend, he should extend out with the same flowing motion.

Maximum credit should be to given to the horse that has a flowing stride, is balanced, and that gives the appearance of being willing, fit, alert and a pleasure to ride while possessing great athletic ability and agility.

SECTION M-2. PERFORMANCE GAITS

The following terminology is a description of ranch riding gaits:

A) Walk & Extended Walk.

1) Poor Walk. Uneven pace and no cadence. Has no flow and may appear intimidated or appear to march.

a) Poor Extended Walk. Never lengthens stride, lack of ground covering walk.

2) Average Walk. Has a four-beat gait, level top line and is relaxed.

a) Average Extended Walk. Moves up in pace/covers more ground.

3) Good Walk. Has a flowing four-beat gait, level top line, relaxed and is bright and attentive.

a) Good Extended Walk. Covers reasonable amount of ground; obvious lengthening in stride while being effortless for the horse.

B) Trot & Extended Trot.

1) Unacceptable Trot. Cannot perform a two-beat gait and has no flow or balance in the motion.

2) Poor Trot. Hesitant motion. Does not keep even and balanced motion or has negative characteristics such as walking behind, dragging rear toes or taking uneven length of stride with the front and rear legs.

a) Poor Extended Trot. Never lengthens stride and may appear to be rough to ride.

3) Average Trot. Is comfortable to ride while having a consistent two-beat gait. The horse guides well and appears to be relaxed.

a) Average Extended Trot. Moves up in its pace and appears to be smooth to ride.

4) Good Trot. Smooth ground covering two-beat gait showing forward momentum without being rushed, featuring a balanced straight topline with hind quarters achieving natural extension.

5) Excellent Trot. Effortless and very efficient motion. He has a bright and alert expression and exhibits more lift and self carriage, Shows confidence, yet soft with its motion while being balanced and under control.

a) Excellent Extended Trot. Has obvious lengthening of stride with a slight increase in pace while exerting less effort and appears smooth to ride.

C) Lope.

1) Poor Lope. Does not have a three-beat gait. No flow, rhythm or balance. Uncomfortable to ride.

2) Average Lope. Has a true three-beat gait with very little head and neck motion. He guides well and has a relaxed appearance.

3) Good Lope. Has more lift and flow than average horse. Has a strong but smooth drive from behind. Steady top line, relaxed appearance and is responsive to rider's aids. Appears to be comfortable to ride.

4) Excellent Lope. Has a round back with an effortless strong, deep stride with the rear legs and a flat swinging with the front legs. Horse has a great degree of lift and self-carriage and is relaxed yet alert and confident.

D) The Back-up.

1) Poor Back-up. Is resistant and heavy in front. May gap mouth and throw his head or back crooked.

2) Average Back-up. Backs straight and quietly with light contact and without hesitation.

3) Good Back-up. Displays balance and smooth flowing movements. Backs straight with self-carriage without gapping mouth with light contact and without hesitation.

SECTION M-3. CLASS GUIDELINES

This class will be judged on the performance, athletic ability, and condition of the horse.

A) Horses must work both ways of the ring at all three gaits to demonstrate their ability with different leads. At the option of the judge, horses may be asked to extend the walk and the trot, one or both ways of the ring. The extended trot is a definite two-beat lengthening of the stride, covering more ground. Cadence and balance with smoothness are more essential than speed. Passing is permissible and should not be penalized as long as the horse maintains a proper and even cadence and rhythm. Horses are required to back easily and stand quietly.

B) Horses are to be reversed to the inside (away from the rail). They may be required to reverse at the walk or trot at the discretion of the judge, but shall not be asked to reverse at the lope.

C) Rider shall not be required to dismount except in the event the judge wishes to check equipment.

D) Horses are to be shown at a walk, trot and lope on a reasonably loose rein or light contact without undue restraint. Judges, at their discretion may also ask for an extended trot.

SECTION M-4. FAULTS & CREDITS

A) Faults to be scored according to severity.

- 1) Excessive speed or excessive slowness at any gait.
- 2) Being on the wrong lead.
- 3) Breaking gait (including not walking when called for).
- 4) Excessive slowness in any gait, loss of forward momentum (resulting in an animated and/or artificial gait at the lope).
- 5) Failure to take the appropriate gait when called for (during transitions, excessive delay will be penalized).
- 6) Over flexing or straining neck in carriage so that the nose is behind the vertical.
- 7) Excessive nosing out.
- 8) Opening/gapping mouth excessively.
- 9) Stumbling.
- 10) Use of spur in front of the cinch.
- 11) If horse appears sullen, dull, lethargic, emaciated, drawn or overly tired.
- 12) Quick, choppy or pony-strided.
- 13) Overly canted at the lope (Horses which lope with haunches in towards the center of arena).
- 14) Excessive head bobbing.
- 15) Excessive wringing of tail.

B) Credits.

- 1) Natural ground covering gaits.
- 2) Consistency at all gaits.
- 3) Smooth upward and downward transitions.
- 4) Work on reasonably loose rein without excessive cueing to maintain moderate pace.
- 5) Giving the appearance of being able to do a days work .
- 6) Athletic Ability/Agile.
- 7) Softness of horses' chin, poll, neck, shoulder, body, hip, and being broke through the whole body.

C) Disqualifications.

- 1) Illegal use of hands on reins.
- 2) Use of prohibited equipment.

SECTION M-5. TWO YEAR OLD RANCH RIDING

A) Two Year Old Ranch Riding class cannot be offered before June 1st of the year for which approval is requested.

B) In a Two Year Old Ranch Riding class, the horse must be shown with a snaffle bit, a snaffle bit with mecate reins or a hackamore/ bosal.

C) Reins are to be attached above the curb strap. Curb strap must be leather (no chains).

D) Specifics on acceptable snaffle bits refer to Section I-30 D or Section AB-1. Diagrams.

E) A horse may be entered in both the Junior Ranch Riding and the Two Year Old Ranch Riding (after June 1) at the same show.

F) A two year old can not be shown in any riding class before June 1st. Violators will lose any points and will be at risk for fines.

SECTION N-1. RANCHMANSHIP

Classes in Open may be offered in All Age or Junior/Senior. Amateur may be offered in Amateur 19 & over, or 19-59 and Select. Novice Amateur will be offered only in 19 & over, Novice Youth will only be offered in 18 & Under, and Youth classes may be offered in Youth 18 & Under or 13 & Under and 14-18.

This class is open to all horses ages two (2) years of age and older. Two (2) year olds may only show after June 1.

The purpose of this class is to bring forth the versatility in both the ranch horse and exhibitor, in the task of performing one (1) of the eight (8) ARHA designated patterns, constructed of both Ranch Trail obstacles and Ranch Reining maneuvers. Each horse will work individually performing one (1) of the required eight (8) patterns offered in the rulebook that is chosen by the judge.

SECTION N-2. CLASS GUIDELINES

A) There will be no time-limit.

B) A simple or flying lead change should be executed precisely in the specified number of strides and/or at the designated location. A simple lead change is performed by breaking to a walk or trot for one (1) to five (5) strides (before break of gait penalty applies). There is no penalty for a simple lead change unless the walk or trot exceeds five (5) strides. Flying lead changes should be simultaneous front to rear. All changes should be smooth and timely.

SECTION N-3. SCORING & PENALTIES

A) Scoring.

Scoring will be on the basis of 0-100, with 70 denoting an average performance. The individual maneuvers are scored in 1/2 point increments from a low of -1½ to a high of +1½ with a score of 0 denoting a maneuver that is average or correct. It is the judge's responsibility to evaluate these maneuver groups individually and rate each maneuver group on the following scale:

-1½	=	Extremely Poor
-1	=	Very Poor
-½	=	Poor
0	=	Correct
+½	=	Good
+1	=	Very Good
+1½	=	Excellent

1) This class will also be judged on quality of movement on horse by standards written in the Ranch Riding portion of the ARHA Rulebook. The Ranch Riding portion will be scored in ½ point increments from -1½ to +1½ on the score sheets on the overall quality of the horses movement in the column marked MVT. Judge will score on all gaits performed at the end of the pattern on overall average of each gait. Transitions should be performed where designated, with smoothness and responsiveness. Posting at extended trot is acceptable.

2) Exhibitor will be judged on ability and decision making in the show pen. An exhibitor that puts their horse in the correct

positions and making the horses job easier should receive credit. Exhibitors will also be scored in ½ point increments from -1½ to + 1½ at the end of the pattern for overall performance in the column marked HMS. No penalties will be given in the quality of movement section of the scoresheet or the horsemanship section of the scoresheet.

3) ARHA requires that the score for each run be reflected on a maneuver by maneuver and penalty by penalty basis utilizing an ARHA score sheet. This score sheet represents a judge's report to an exhibitor of how a score was derived, and it is critical that this report to the exhibitor be accurate.

4) In the name of accuracy, it is important that the judge not average scores for maneuvers.

5) A judge must, at the completion of each maneuver, evaluate the maneuver on the scale listed above as an individual component of the entire run.

B) Penalties.

1) Half (1/2) Point Penalties.

- a) Starting a lope departure at a trot or exiting rollbacks up to two (2) strides.
- b) Delaying lead change by one (1) stride.
- c) Over or under spinning by 1/8 of a turn.
- d) Each tick of a log, pole, cone, or obstacle.

2) One (1) Point Penalties.

- a) Each time out of lead deduct 1 point/ accumulative for each 1/4 of circle.
- b) Over or under spinning by 1/4 turn
- c) During rundown to end of arena, failure to change leads beyond 1 stride but prior to next maneuver
- d) Hit or step on log, pole, or obstacle
- e) Break gait at walk or trot 2 strides or less
- f) Both feet in space or split pole on lope over.
- g) Skipping over or failing to step in a required space.
- h) Incorrect number of strides between poles

3) Two (2) Point Penalties.

- a) During the run to the end of arena, failure to change leads beyond halfway around
- b) Trotting beyond two (2) strides, but less than 1/2 circle or 1/2 the arena
- c) Sliding past markers or cones by more than 10 feet
- d) Freezing up in spins or rollbacks

4) Three (3) Point Penalties.

- a) Any break of gait at lope.
- b) A break of gait at walk or trot for more than two (2) strides.
- c) Knocking down or severely disturbing an obstacle.
- d) Stepping outside the confines of, falling or jumping off or out of obstacle with designated boundaries with one foot once the foot has entered the obstacle.
- e) Missing/evading a pole or one element that is part of a series of obstacles with one foot.

5) Five (5) Point Penalties.

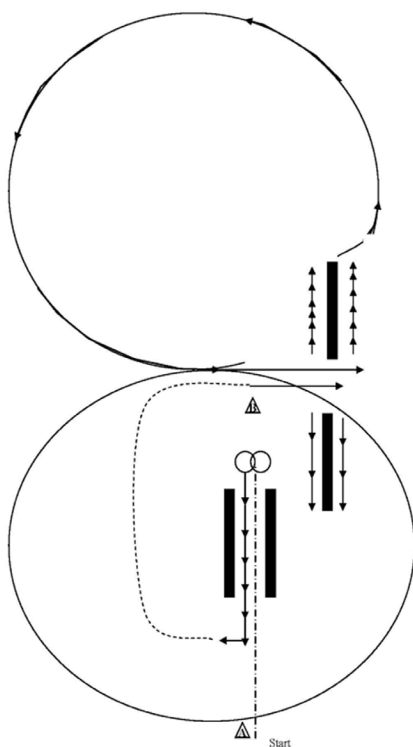
- a) Spurring in front of the cinch
- b) Use of free hand to instill fear
- c) First and second refusals (5 points each)
- d) Balk or attempt to evade an obstacle by shying or backing more than 2 strides away
- e) Stepping outside the confines of, falling or jumping off or out of an obstacle with designated boundaries with more than one foot once the foot has entered the obstacle.
- f) Missing/evading a pole or one element that is part of a series of obstacles with more than one foot.
- g) Failure to demonstrate correct gait between obstacle as designated.
- h) Blatant disobedience, bucking, rearing, etc.

6) Zero (0) Score.

- a) Failure to complete Pattern
- b) Over spins of more than 1/4 turn
- c) Performing maneuvers in unspecified order
- d) Fall to ground by horse or rider
- e) Inclusion of additional maneuvers
- f) More than one (1) finger between reins or more than one (1) hand on reins except for Junior horses ridden with snaffle/hackamore or mecate with snaffle
- g) Equipment Failures
- h) Uncontrolled speed or running away
- i) Trotting more than 1/2 circle or 1/2 arena length while starting a circle
- j) Third cumulative refusal, balk or evading an obstacle by shying or backing
- k) Equipment failure resulting in delay of completion of pattern
- l) Use of illegal equipment

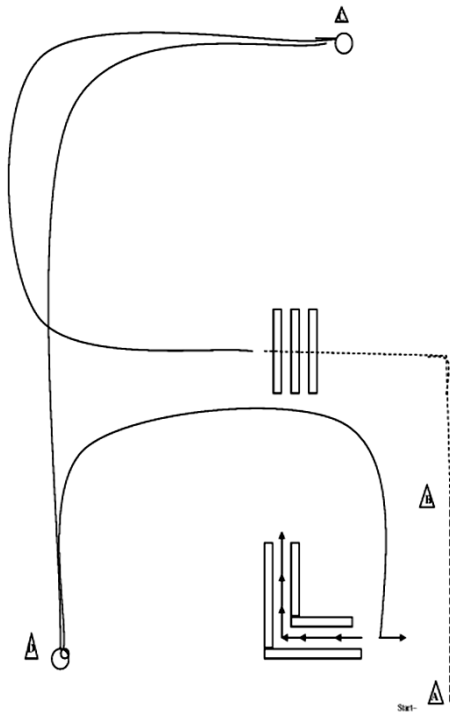
7) Faults not to be considered disqualifications but should be scored according to severity.

- a) Crooked stops & backs
- b) Knocking over markers
- c) Anticipated stops
- d) Opening mouth and/or raising head in stops and turns
- e) Wringing of tail



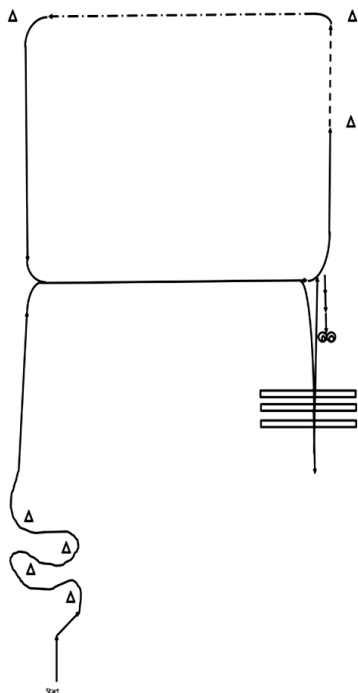
RANCHMANSHIP PATTERN #1

1. Extended trot from cone through chute; Stop.
2. One (1) spin left.
3. One (1) spin right.
4. Back through chute, 1/4 turn left.
5. Trot to cone.
6. At cone, walk to side pass pole.
7. Side pass left.
8. Lope left lead.
9. Change to right lead.
10. Lope right circle; Stop at side pass pole.
11. Side pass right.



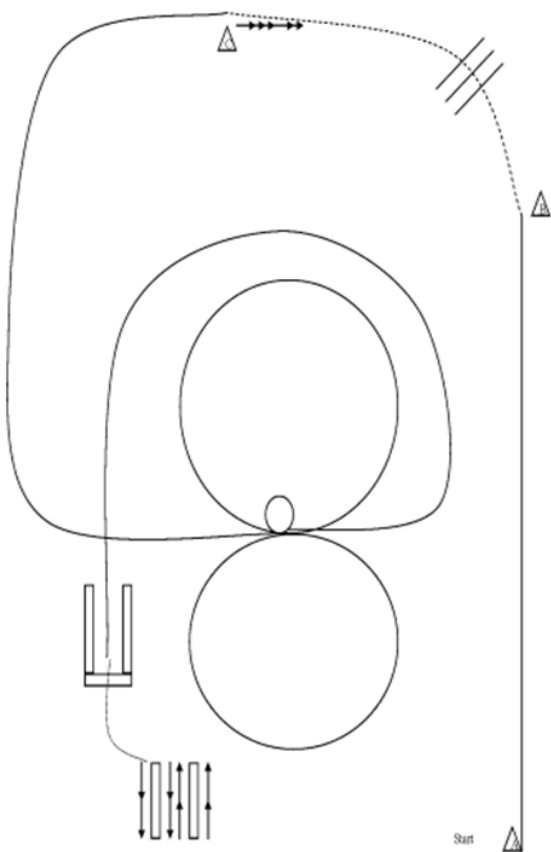
RANCHMANSHIP PATTERN #2

1. Walk A-B.
2. At cone, trot to and over cross poles.
3. After poles are cleared, right lead lope.
4. At Cone; Stop.
5. One and one-half ($1\frac{1}{2}$) spin left.
6. Left lead lope to cone; Stop.
7. One and one-half ($1\frac{1}{2}$) spins right.
8. Lope right lead to chute; Stop; 90° turn.
9. Back thru Chute.



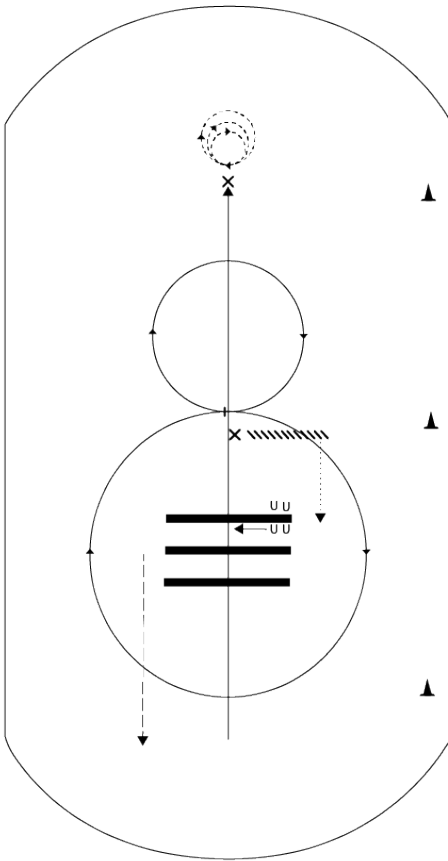
RANCHMANSHIP PATTERN #3

1. Trot Serpentine through the cones.
2. Clear last cone; Right lead lope.
3. In center, change to left lead.
4. Lope to cone; transition to walk.
5. Walk to next cone.
6. Extended trot to next cone.
7. Pick up left lead to center.
8. Change to right.
9. Lope through crossover.
10. Stop; Roll back left.
11. Lope back through lope over.
12. Stop; back 8-10 feet.
13. Two (2) spins right.
14. Two (2) spins left.



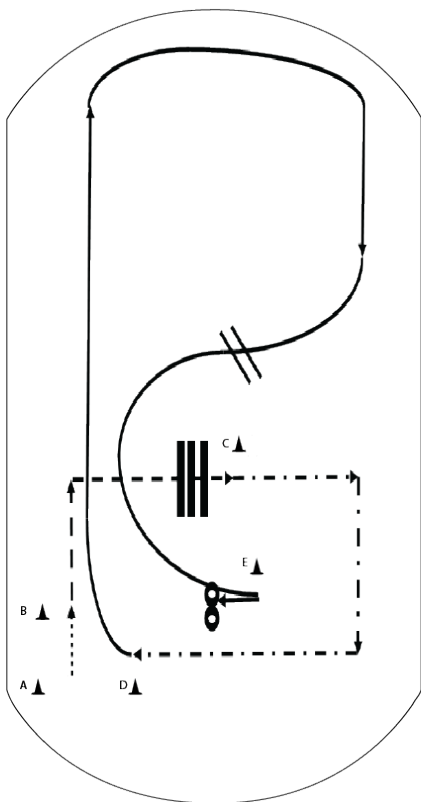
RANCHMANSHIP PATTERN #4

1. Left lead lope A to B.
2. At B break to a trot and trot over poles.
3. Trot to next cone and stop.
4. Back five (5) steps.
5. Left lead lope to center, small slow circle; Stop.
6. Two (2) spins left.
7. Right lead lope small slow, in center change to left lead.
8. Continue to lope left lead into chute, transition to walk in chute.
9. Walk to log and side pass right.
10. Walk forward. Side pass left.



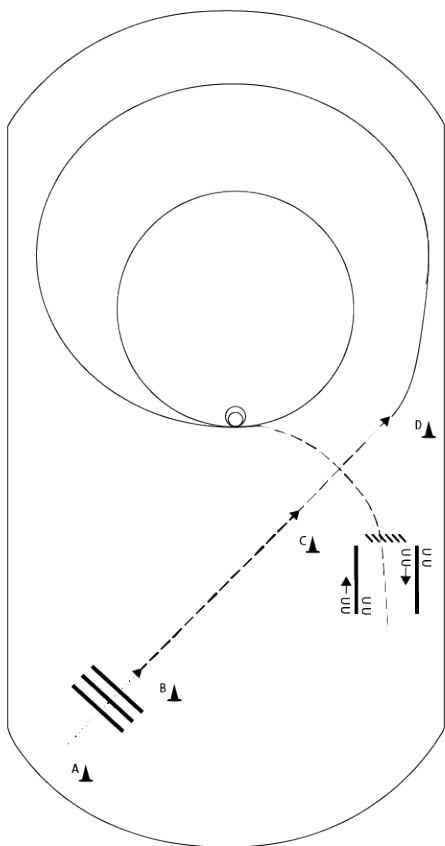
RANCHMANSHIP PATTERN #5

1. Left lead lope down center of arena over poles past the end marker; Stop.
2. 3 1/2 spins left.
3. Lope right lead to center of pen, Turn right lope small slow circle, change to left lead.
4. Lope large fast circle stop in center of pen.
5. Back 6-8 feet; Turn 90 degrees left.
6. Walk to the first pole and side pass to the right.
7. Exit at trot to end of arena.



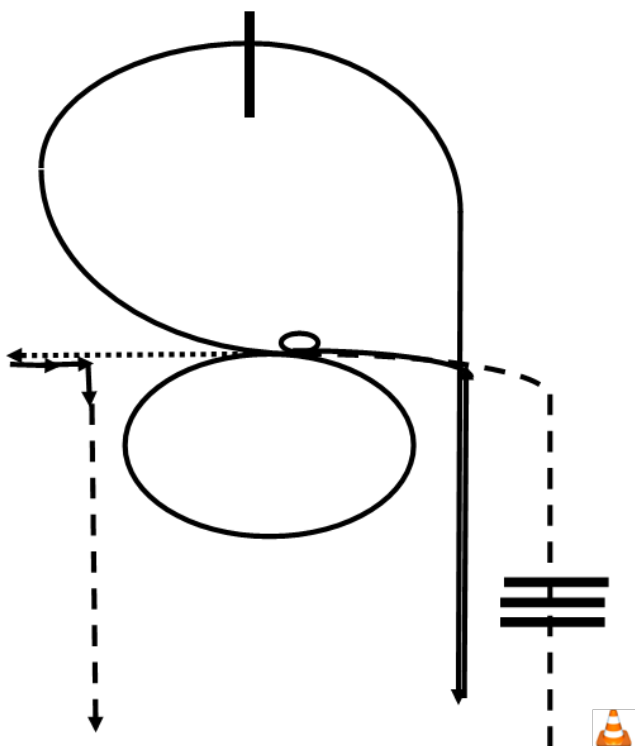
RANCHMANSHIP PATTERN #6

1. Walk from A to B.
2. At B trot over poles to C.
3. At C extended trot to D.
4. Lope right lead up arena and close circle to center and change to left lead.
5. Lope to right side of cone E and stop; back 8 to 10 feet.
6. Two (2) spins to the left.
7. 2¼ spins to the right.



RANCHMANSHIP PATTERN #7

1. Walk from A to B.
2. At B extended trot to C.
3. At C return to trot.
4. At D left lead lope large fast to a small slow and stop in the center.
5. Two (2) spins left.
6. Trot thru chute, stop, 90 to right.
7. Side pass right.
8. Back to 2nd pole.
9. Side pass left.
10. Walk to exit arena.



RANCHMANSHIP PATTERN #8

1. Start at cone, trot over poles to the center of arena and stop.
2. One (1) spin right.
3. Right lead lope over pole and run-down arena; Stop, roll back to left.
4. Left lead lope small slow.
5. In middle transition to a walk, walk 10 to 15 feet.
6. Stop; back 8-10 feet, 90° turn to left; and trot out of arena.

SECTION O-1. RANCH TRAIL

Classes in Open may be offered in All Age or Junior/Senior. Amateur may be offered in Amateur 19 & over, or 19-59 and Select. Novice Amateur will be offered only in 19 & over, Novice Youth will only be offered in 18 & Under, and Youth classes may be offered in Youth 18 & Under or 13 & Under and 14-18.

This class is open to all horses ages two (2) years of age and older. Two (2) year olds may only show after June 1.

This class will be judged on the performance of the horse over obstacles with emphasis on manners, response to the rider and quality of movement. Credit will be given to horses negotiating the obstacles with style and some degree of speed, providing correctness is not sacrificed. Horses should receive credit for showing attentiveness to the obstacles and the capability of picking their own way through the course when obstacles warrant it, and willingly responding to the rider's cues on more difficult obstacles.

SECTION O-2. CLASS GUIDELINES

A) Show management, when setting courses, should keep in mind that the idea is not to trap a horse, or eliminate it by making an obstacle too difficult. All courses and obstacles are to be constructed with safety in mind so as to eliminate any accidents. When the distances and spaces are measured between all obstacles, the inside base to inside base measurement of each obstacle considering the normal path of the horse, should be the measuring point. Enough space must be provided for a horse to trot [at least 30 feet] and lope [at least 50 feet] for judges to evaluate these gaits.

B) Horses shall be penalized for any unnecessary delay while approaching or negotiating the obstacles. Horses with artificial appearance over obstacles should be penalized.

C) Horses must not be required to work on the rail. The course must be designed, however, to require each horse to show the three gaits (walk, trot, and lope) somewhere between obstacles as part of its work, and the quality of movement and cadence should be considered as part of the maneuver score. While on the line of travel between obstacles, the horse shall be balanced, carrying his head and neck in a relaxed, natural position. The head should not be carried behind the vertical, giving the appearance of intimidation, or be excessively nosed out, giving the appearance of resistance. Gaits between obstacles shall be at the discretion of the judge.

D) The course to be used must be posted at least three (3) classes prior to the first horse entering the arena.

E) The judge should walk the course and has the right and duty to alter the course in any manner. The judge may remove or change any obstacle he deems unsafe or non-negotiable. If at any time a trail obstacle is deemed unsafe by the judge, it shall be repaired or removed from the course. If it cannot be repaired and horses have completed the course, the score for that obstacle shall be deducted from all previous works for that class.

F) If disrupted, the course shall be reset. In the case that an obstacle is used in combination, the obstacle cannot be reset until the contestant finishes the entire course.

G) A minimum six (6) obstacles must be used from the list below.

SECTION O-3. OBSTACLES

A) The Gate. A contestant must open, go through and then close a gate. Reins may not be switched between hands unless done prior to or immediately after this obstacle. Gate must be open and closed, failure to leave gate as found will result in disqualification.

B) Stationary Roping Dummy. This obstacle is used to show the willingness of the horse to have a rope thrown from its back. Exhibitor must carry rope into the class and as they approach the roping dummy may build loop. A fast and efficient loop build and put away after roping should be rewarded. Only one loop will be allowed. Rider must keep hold of the reins. If the rope is dropped before the stationary roping dummy obstacle, the competitor will be DQ. The judge shall give credit to the horse that stands quietly while the competitor makes the swing and throws at the steer. Shying from rope will be penalized as to severity. The rider shall not be penalized for a miss but shall receive credit for the horse being in correct position, standing quietly, pulling slack, and dallying the rope.

C) Trailer. A contestant must show that a horse will load and unload quietly, safely and easily from a normal covered stock trailer or horse trailer with secure footing. Horses must remain saddled and the exhibitor must dismount to load and unload, failure to do so is a disqualification.

D) Mail Box. Rider approaches mailbox, opens and then closes the door.

E) Slicker. Rider approaches slicker, removes slicker from holder, wears slicker and then travels to second holder, where he removes the slicker and replaces it on the holder.

F) Water Hazard. Horse shows willingness to cross small ditch or shallow pond.

G) Bridge. Horse shows willingness to walk across obstacle designed to simulate a bridge.

H) Log Drag. Rider will be handed or pick up rope and drag log according to posted pattern to show horse's willingness and ability to pull. Once the circle is completed, the rider will drop the rope and continue to next obstacle.

I) "L" Shaped Back Through. Course made of logs or poles laid on the ground. Minimum space between poles to be 28"

J) Ground Tie or Hobble. Horse shall remain in place while his rider dismounts and performs a normal ranch task. Split reins - both reins must touch the ground. If using romal reins the horse must be hobbled or use of a neck rope to ground tie.

K) Side Pass. Logs or poles used must be a minimum of six feet long. Obstacles may be approached from either end and horse may be required to move both directions. Such information is to be stated on posted pattern.

L) Obstacle containing four (4) logs. Each being 5'(minimum) to 6' long laid in a square and execute a 180 or 360 degree turn and then leave square or lope through the square providing the rails are 6' To 7' in length and no more than 12"high. The pattern must state which is required.

M) Logs. Three logs will be placed on ground that the contestant

must cross. Walk over 15"-24" Trot over - 2'6" to 3'6" Lope over - 6' to 7'

N) Obstacles consisting of cones or pylons. Horse is to trot through in either a cloverleaf or serpentine pattern or back through as posted on pattern. Markers are to be spaced a least 3' apart.

O) Any other safe and negotiable obstacle which could reasonably be expected to be encountered on a trail ride and that meets the approval of the judge may be used.

P) A combination of two or more of any obstacles is acceptable.

SECTION O-4. UNACCEPTABLE OBSTACLES

A) Tires .

B) Animals other than cattle.

C) Hides.

D) PVC pipes.

E) Jumps.

F) Rocking or moving bridges.

G) Water box with floating or moving parts.

H) Flames, dry ice, fire extinguishers, etc.

I) Logs or poles elevated in a manner that permits them to roll.

SECTION O-5. IN-HAND TRAIL

In-Hand Trail class may be offered in Open, Amateur 19 & over and Youth 18 & Under.

This class is designed to provide exhibitors an event to showcase horses too young to show in performance events. Requirements are created to prepare the young horse for a productive performance career without harming them physically or mentally. This class is available only to yearlings and two year olds and must be divided accordingly. The judge must approve class pattern prior to posting by show management.

SECTION O-6. IN-HAND TRAIL CLASS GUIDELINES

A) The pattern must be posted at least three (3) classes before the start of the class.

B) Courses must be constructed with safety being of the utmost importance.

C) When measuring distance between obstacles, measure from the inside base to the inside base of each obstacle. Obstacles for backing must be spaced a minimum of 28" apart for Yearlings and 32" for Two Year Olds.

D) Poles are to be spaced 15-24" apart for walkovers and 20-30" apart for trot overs.

E) Bridges must be sturdy, safe and a minimum of 36" wide and 6' long. No rocking bridges are allowed.

F) The judge shall look for a horse that can proceed through the course with the least amount of exhibitor influence and still be correct; a willing attitude; trust in and responsiveness to their handler and free and natural gaits. Handlers must keep a hand on the gate at all times as they negotiate this obstacle.

G) Judges should consider the following as undesirable: unnecessary delay when approaching obstacles; pulling back or attempting to run off; bad attitude; displays of aggression or resentment toward handler; or losing control of the gate.

SECTION O-7. EQUIPMENT FOR IN-HAND TRAIL

- A)** Plain leather, rope or nylon halters only.
- B)** Plain leather, rope or nylon leads. Stud chain may be used under jaw or over nose. No lip or mouth chain allowed.

SECTION O-8. YEARLING IN-HAND TRAIL OBSTACLES

The yearling class shall contain a minimum of six (6) obstacles/maneuvers chosen from the following:

- A)** Trot between obstacles.
- B)** Move away from pressure in either a haunch turn, forehand turn or side pass. Handler may switch hands on lead for side pass and may use free hand to cue, but must not touch the horse.
- C)** Backing.
- D)** Standing quietly.
- E)** Allow handler to “sack” with flag or slicker.
- F)** Gate - open, pass through and close.
- G)** Walk and/or trot over poles.
- H)** Pick up one front foot and one hind foot.
- I)** Cross bridge or water hazard.
- J)** Pass in or around natural obstacles such as a rock campsite, etc.

SECTION O-9. TWO YEAR OLD IN HAND TRAIL OBSTACLES

The Two Year Old class shall contain a minimum of six (6) obstacles/maneuvers. Four (4) may come from the Yearling obstacles list, but two (2) must come from the following:

- A)** Loading and unloading from horse trailer.
- B)** Trotting across poles.
- C)** Tying and standing quietly for 30 seconds
- D)** Backing a “Figure 8”
- E)** Carrying a saddle. Saddle must be cinched.

SECTION O-10. SCORING AND PENALTIES

A) Scoring.

Scoring will be on the basis of 0-100, with 70 denoting an average performance. The individual maneuvers are scored in 1/2 point increments from a low of $-1\frac{1}{2}$ to a high of $+1\frac{1}{2}$ with a score of 0 denoting a maneuver that is average or correct. It is the judge’s responsibility to evaluate these maneuver groups individually and rate each maneuver group on the following scale:

$-1\frac{1}{2}$	=	Extremely Poor
-1	=	Very Poor
$-\frac{1}{2}$	=	Poor
0	=	Correct
$+\frac{1}{2}$	=	Good
+1	=	Very Good
$+1\frac{1}{2}$	=	Excellent

1) ARHA requires that the score for each run be reflected on a maneuver by maneuver and penalty by penalty basis utilizing an ARHA score sheet. This score sheet represents a judge’s report to an exhibitor of how a score was derived, and it is critical that this report to the exhibitor be accurate.

2) In the name of accuracy, it is important that the judge not average scores for maneuvers.

3) A judge must, at the completion of each maneuver, evaluate the maneuver on the scale listed above as an individual component of the entire run.

B) Penalties.

1) Half (1/2) Point Penalty.

a) Each tick of log, pole cone or obstacle.

2) One (1) Point Penalty.

a) Each hit of or stepping on log, pole, cone or obstacle.

b) Break gait at walk or trot for two strides or less.

c) Both front or hind feet in a single-strided slot or space at walk or trot.

d) Skipping over or failing to step into required space.

e) Split pole on lope over.

f) Incorrect number of strides, if specified.

3) Three (3) Point Penalty.

a) Incorrect or break of gait at walk or trot for more than two strides.

b) Out of lead or break of gait at lope.

c) Starting a lope departure at a trot for three (3) strides or more.

d) Knocking down an elevated pole, cone, barrel, plant, obstacle or severely disturbing an obstacle.

e) Fall or jumping off or out of an obstacle with designated boundaries, bridge or water box, with one foot once the horse has gotten onto or into that obstacle.

f) Stepping outside the confines of an obstacle with designated boundaries (i.e.: back through, 360 box, side pass) with one foot once the horse has entered the obstacle.

g) Missing or evading pole that is part of a series of an obstacle with one foot.

4) Five (5) Point Penalty.

a) First and second cumulative refusal, balk or attempting to evade an obstacle. A refusal is addressing an obstacle is taking two (2) or more steps backwards.

b) Letting go of the gate or dropping the rope gate.

c) Use of hand to instill fear.

d) Ground tie - second rein not touching ground.

e) Stepping outside the confines of, falling or jumping off or out of an obstacle with designated boundaries with more than one foot once the foot has entered the obstacle; including missing one element of an obstacle on a line of travel with two feet.

f) Blatant disobedience (kicking out, bucking, rearing or striking).

g) Failure to demonstrate correct gait between obstacle as designated.

h) Failure to dally on the log drag.

5) Faults which occur on the line of travel between obstacles, are to be scored according to severity.

a) Head carriage too high or too low.

b) Over-flexing or straining neck in carriage so the nose is

carried behind the vertical.

- c) Excessive nosing out.
- d) Opening mouth excessively.

6) Disqualifications.

- a) Use of more than one (1) finger between reins.
- b) Use of two (2) hands (except for snaffle bit/hackamore/mecate as designated two hand) or changing hands on reins; except for junior horses for shown with snaffle/hackamore/mecate, only one (1) hand may be used on the reins, except when it is permissible to change hand to work an obstacle.
- c) Willful abuse or any inhumane treatment of horse.
- d) Use of romel other than outlined in the rule book.
- e) Performing the obstacle incorrectly or other than in the specified order or no attempt to perform the obstacle.
- f) Equipment failures that delay completion of pattern.
- g) Fall to the ground by horse or rider.
- h) Failure to enter, exit or work obstacle from the correct direction, including more than ¼ turn.
- i) Dropping object required to be carried on course or losing your rope before attempting to rope steer.
- j) Failure to follow the correct line of travel between obstacles and/or work obstacles in any manner other than how it's described by the course.
- k) Riding outside the designated boundary markers.
- l) Third cumulative refusal, balk, or evading an obstacle by shying or backing.
- m) Gate must be open and closed, failure to leave gate as found will result in disqualification.
- n) Failure to dismount to load and unload at the trailer. Horses must remain saddled as they load and unload from the trailer.
- o) Letting go of reins when attempting to rope the dummy.

SECTION P-1. REINING

Classes in Open may be offered in All Age or Junior/Senior. Amateur will be offered in Amateur 19 & over. Youth classes will be offered in Youth 18 & Under.

This class is open to all horses ages three (3) years of age and older.

Reining is a judged event designed to show the athletic ability of the horse in the confines of a show arena. To rein a horse is not only to guide him, but also to control his every movement. The best reined horse should be willingly guided or controlled with little or no apparent resistance and dictated to completely.

SECTION P-2. CLASS GUIDELINES

There are eight (8) ARHA approved reining patterns that may be used. Pattern will be selected by judge or show management and used by all contestants in the class. Each contestant will perform the required pattern individually and separately. All horses will be judged immediately upon entering the arena and judging will cease after the last maneuver. Any fault incurred prior to the commencement of a pattern will be scored accordingly.

A) Diagrams.

The following diagrams can be found in Section AB-1. Diagrams.

- 1) Over and Under Spins
- 2) Out of Lead/Delayed Change
- 3) Out of Lead on Run Arounds
- 4) Out of Lead on Partial Circle leading to Run Downs

SECTION P-3. SCORING & PENALTIES

A) Scoring.

Scoring will be on the basis of 0-infinity, with 70 denoting an average performance. The individual maneuvers are scored in 1/2 point increments from a low of $-1\frac{1}{2}$ to a high of $+1\frac{1}{2}$ with a score of 0 denoting a maneuver that is average or correct. It is the judge's responsibility to evaluate these maneuver groups individually and rate each maneuver group on the following scale:

$-1\frac{1}{2}$	=	Extremely Poor
-1	=	Very Poor
$-\frac{1}{2}$	=	Poor
0	=	Correct
$+\frac{1}{2}$	=	Good
+1	=	Very Good
$+1\frac{1}{2}$	=	Excellent

- 1) ARHA requires that the score for each run be reflected on a maneuver by maneuver and penalty by penalty basis utilizing an ARHA score sheet. This score sheet represents a judge's report to an exhibitor of how a score was derived, and it is critical that this report to the exhibitor be accurate.
- 2) In the name of accuracy, it is important that the judge not average scores for maneuvers.
- 3) A judge must, at the completion of each maneuver, evaluate the maneuver on the scale listed above as an individual component of the entire run.

B) Penalties.

1) Half (1/2) Point Penalties.

- a) Starting circle at a trot or exiting rollbacks at a trot up to two strides. Trotting beyond two strides, but less than 1/2 circle or 1/2 the length of arena, deduct two points.
- b) Over or under spinning up to one-eighth (1/8) of a turn.
- c) Failure to remain a minimum of 20 feet (6 meters) from the wall or fence when approaching a stop and/or rollback.
- d) A delayed change of lead by one stride.

2) One (1) Point Penalties.

- a) Over or under spinning from one-eighth to one-fourth (1/8 to 1/4) turn.
- b) In patterns requiring a run-around, failure to be on the correct lead when rounding the end of the arena will be penalized as follows: - For 1/2 the turn or less - (1) point penalty; - For more than 1/2 turn - (2) point penalty.

3) Two (2) Point Penalties.

- a) Break of gait.
- b) Freeze up in spins or rollbacks.

- c) On trot-in patterns, loping before reaching the center of arena, and failure to stop before executing a lope departure.
- d) On run-in patterns, failure to be in a lope prior to the first marker.
- e) If a horse does not completely pass the specified marker before initiating a stop position.
- f) Trotting beyond two (2) strides, but less than ½ circle or ½ length of arena.
- g) When rounding end of arena, failure to be on correct lead for more than ½ turn.

4) Five (5) Point Penalties.

- a) Spurring in front of cinch.
- b) Use of either hand to instill fear or praise.
- c) Blatant disobedience including kicking, biting, bucking, rearing and striking.

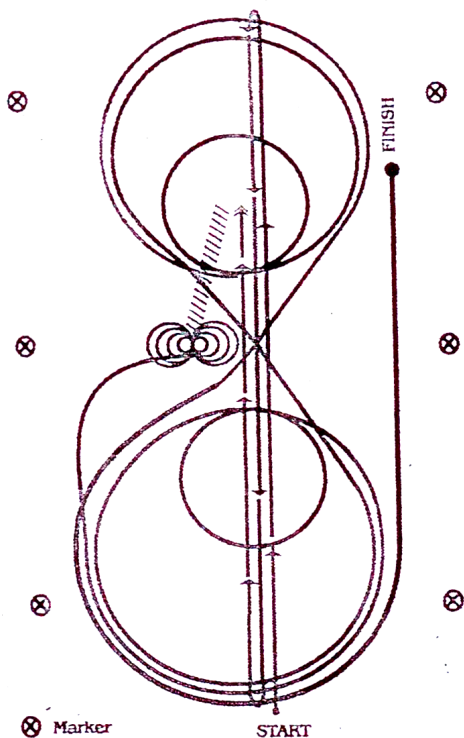
5) Faults.

- a) Starting or performing circles or figure-eights out of lead will be judged as follows: Each time a horse is out of lead, a judge is required to deduct one point. The penalty for being out of lead is cumulative and the judge will deduct one penalty point for each quarter of the circumference of a circle or any part thereof that a horse is out of lead.
- b) Opening mouth excessively when wearing bit.
- c) Excessive jawing, opening mouth or head raising at stop.
- d) Lack of smooth, straight stop on haunches-bouncing or sideways stop.
- e) Refusing to change leads.
- f) Anticipating signals.
- g) Stumbling.
- h) Backing sideways.
- i) Knocking over markers.
- j) Losing stirrup.
- k) Failure to run circles or figure eights within the markers is not considered a fault depending on arena conditions and size; however, failure to go beyond markers on rollbacks and stops is considered a fault.

6) Disqualification.

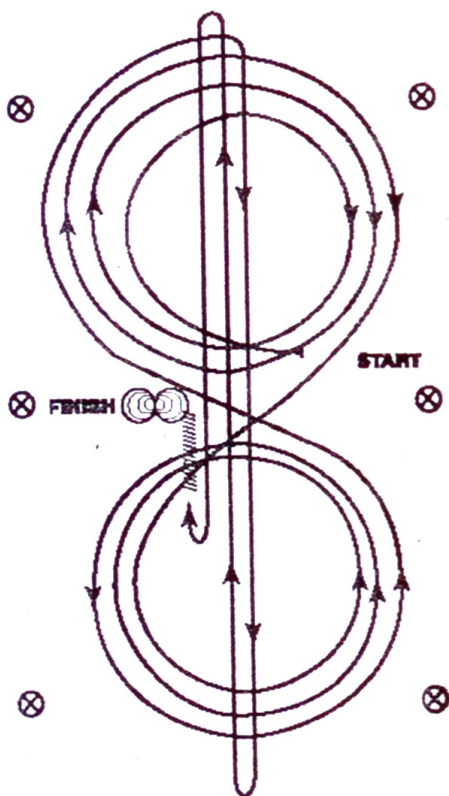
- a) Abuse of an animal in the show arena and/or evidence that an act of abuse has occurred prior to or during the exhibition of a horse in competition.
- b) Use of illegal equipment, including wire on bits, bosals or curb chains; Use of illegal bits, bosals or curb chains; when using a snaffle bit, optional curb strap is acceptable; however curb chains are not acceptable.
- c) Use of tack collars, tie downs or nose bands.
- d) Use of whips and/or bats.
- e) Use of any attachment which alters the movement of or circulation of the tail.
- f) Failure to provide horse and equipment to the appropriate judge for inspection.
- g) Disrespect or misconduct by the exhibitor.

- h)** Closed reins are not allowed except as standard romal reins.
- a)** Excess rein may be straightened at any place a horse is allowed to be completely stopped during a pattern; rider's free hand may be used to hold romal in the normal fashion.
- i)** Use of more than index or first finger between reins.
- j)** Use of two hands (exception in Junior or Snaffle Bit) or changing hands;
- k)** Improper use of the romel.
- l)** Failure to complete pattern. Leaving arena before pattern is complete.
- m)** Performing the maneuvers other than in specified order.
- n)** The inclusion of maneuvers not specified, including, but not limited to: 1. Backing more than two (2) strides when no back up is called for in pattern.
- o)** Over spins more than $\frac{1}{4}$ turn
- p)** Equipment failures that delay completion of pattern; including dropping a rein that contacts the ground while horse is in motion.
- q)** Balking or refusal of command where pattern is delayed.
- r)** Running away or failing to guide where it becomes impossible to discern whether the entry is on pattern.
- s)** Trotting in excess of one-half ($\frac{1}{2}$) circle or one-half ($\frac{1}{2}$) the length of arena.
- t)** Fall to the ground by a horse or rider.
- u)** Bloody Mouth.
- v)** Failure to trot in on a trot-in pattern



REINING PATTERN #1

1. Run at speed to the far end of the arena past end markers and do a left rollback - no hesitation.
2. Run to the opposite end of the arena past the end marker and do a right rollback - no hesitation.
3. Run past the center marker and do a sliding stop. Back up to center of the arena or at least ten (10) feet. Hesitate.
4. Complete 4 spins to the right.
5. Complete 4¼ spins to the left so the horse is facing left wall or fence. Hesitate.
6. Beginning on the left lead, complete three (3) circles to the left, the first circle large and fast, the second circle small and slow, the third circle large and fast. Change leads in the center of the arena.
7. Complete three (3) circles to the right, the first circle large and fast, the second circle small and slow, the third circle large and fast. Change leads in the center of the arena.
8. Begin a large fast circle to the left but do not close this circle. Run straight up the right side of the arena past the center marker and do a sliding stop at least 20 feet from wall or fence. Hesitate to demonstrate the completion of pattern.

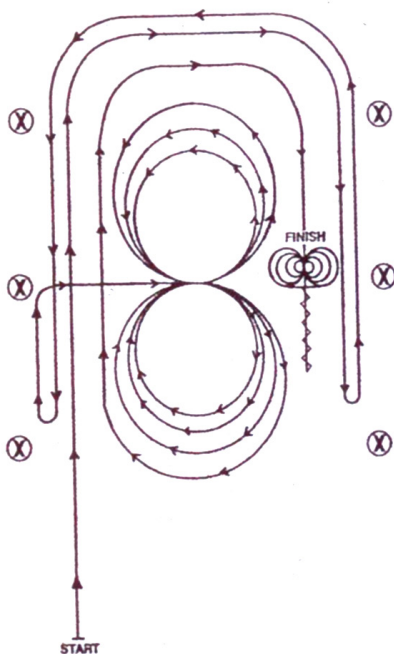


REINING PATTERN #2

HORSE MUST TROT IN. STOP PRIOR TO STARTING PATTERN. BEGINNING AT THE CENTER OF THE ARENA FACING THE LEFT WALL OF FENCE.

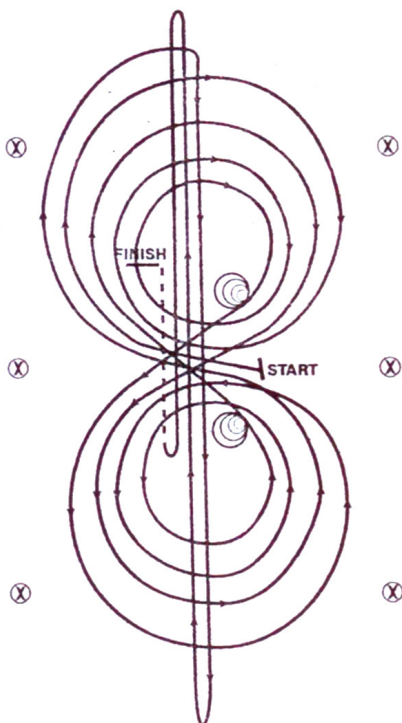
1. Beginning on the right lead, complete 3 circle to the right, the first circle small and slow, the next 2 circles large and fast. Change leads at the center of the arena.
2. Complete 3 circles to the left the first circle small and slow, the next 2 circles large and fast. Change leads at the center of the arena.
3. Continue around previous circle to the right. At the top of the circle, run down the middle to the far end of the arena past the end marker and do a right rollback – no hesitation.
4. Run up the middle to the opposite end of the arena past the end marker and do a left rollback – no hesitation.
5. Run past the center marker and do a sliding stop. Back up to the center of the arena or at least 10 feet. Hesitate.
6. Complete 4 spins to the right.
7. Complete 4 spins to the left. Hesitate to demonstrate the completion of pattern.

EXHIBITORS THAT DO NOT TROT IN WILL BE DISQUALIFIED.



REINING PATTERN #3

1. Beginning, and staying at least 20 feet from the wall or fence, lope straight up the left side of the arena, circle the top end of the arena, run straight down the opposite or right side of the arena past the center marker and do a left rollback - no hesitation.
2. Continue straight up the right side of the arena staying at least 20 feet from the wall or fence, circle back around the top of the arena, run straight down the left side of the arena past the center marker and do a right rollback - no hesitation.
3. Continue up the left side of the arena to the center marker. At the center marker, the horse should be on the right lead. Guide the horse to the center of the arena on the right lead and complete 3 circles to the right, the first 2 circles large and fast, the third circle small and slow. Change leads at the center of the arena.
4. Complete 3 circles to the left, the first 2 circles large and fast, the third circle small and slow. Change leads in the center of the arena.
5. Begin a large fast circle to the right but do not close this circle. Continue up the left side of the arena staying at least 20 feet from the wall or fence, circle the top of the arena past the center marker and do a sliding stop. Back up at least 10 feet. Hesitate.
6. Complete 4 spins to the right.
7. Complete 4 spins to the left. Hesitate to demonstrate completion of the pattern.

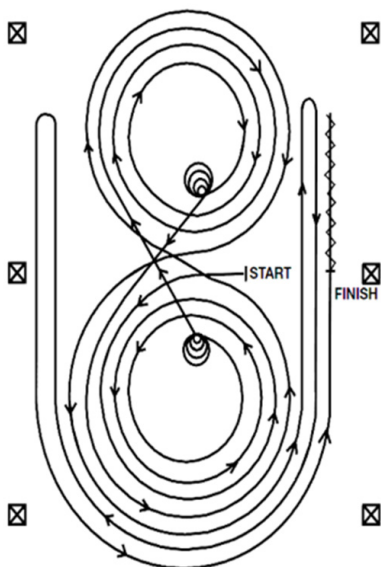


REINING PATTERN #4

HORSE MUST TROT IN. STOP PRIOR TO STARTING PATTERN .BEGINNING AT THE CENTER OF ARENA FACING LEFT WALL OR FENCE.

1. Beginning on the right lead, complete 3 circles to the right, the first 2 circles large and fast, the third circle small and slow. Stop at the center of the arena.
2. Complete 4 spins to the right. Hesitate.
3. Beginning on the left lead, complete 3 circles to the left, the first 2 circles large and fast, the third circle small and slow. Stop at center of the arena.
4. Complete 4 spins to the left. Hesitate.
5. Beginning on the right lead, run a large fast circle to the right, and change leads at the center of the arena, run a large fast circle to the left, and change leads at the center of arena (figure 8).
6. Continue around previous circle to the right. At the top of the circle, run down the middle to the far end of the arena past the end marker and do a right rollback- no hesitation.
7. Run up the middle to the opposite end of the arena past the end marker and do a left rollback - no hesitation.
8. Run past the center marker and do a sliding stop.
9. Back up to the center of the arena or at least 10 feet. Hesitate to demonstrate completion of the pattern.

EXHIBITORS THAT DO NOT TROT IN WILL BE DISQUALIFIED.

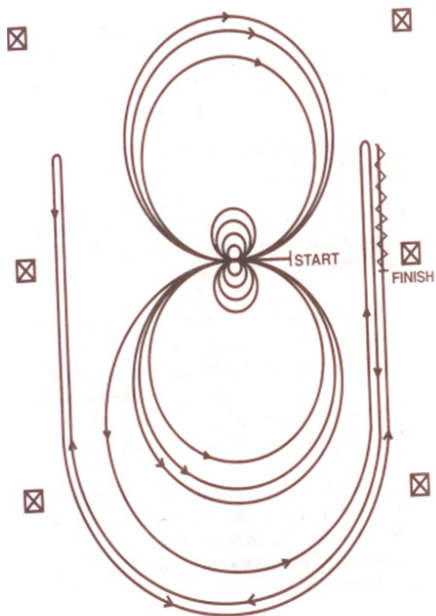


REINING PATTERN # 5

HORSES MUST TROT TO THE CENTER OF ARENA. HORSES MUST STOP PRIOR TO STARTING PATTERN, BEGINNING AT THE CENTER OF THE ARENA FACING THE LEFT WALL OR FENCE.

1. Beginning on the left lead, complete three circles to the left; the first two circles large and fast; the third small and slow. Stop at the center of the arena. Hesitate.
2. Complete four spins to the left. Hesitate.
3. Beginning on the right lead, complete three circles to the right; the first two circles large and fast; the third small and slow. Stop at the center of the arena. Hesitate.
4. Complete four spins to the right. Hesitate.
5. Beginning on left lead, run a large fast circle to the left, change leads at center of arena, run a large fast circle to the right, and change leads at the center of arena. (Figure 8)
6. Continue around previous circle to the left but do not close this circle. Run up the right side of arena past the center marker and do a right rollback at least twenty-five (25) feet from the wall or fence- no hesitation.
7. Continue around previous circle but do not close this circle. Run up left side of the arena past center marker and do a left rollback at least twenty-five (25) feet from the wall or fence- no hesitation.
8. Continue back around previous circle but do not close this circle. Run up right side of arena past the center marker and do a sliding stop at least twenty-five (25) feet from wall or fence. Back up at least ten (10) feet. Hesitate to demonstrate completion of pattern. Rider may drop bridle to the designated judge.

EXHIBITORS THAT DO NOT TROT IN WILL BE DISQUALIFIED.

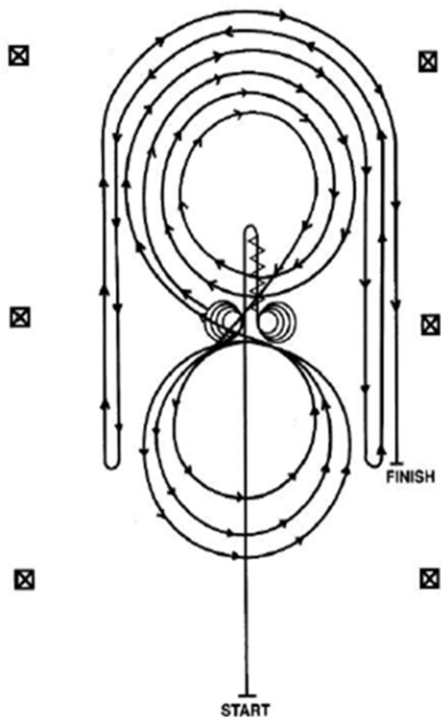


REINING PATTERN # 6

HORSES MUST TROT TO THE CENTER OF ARENA. HORSES MUST STOP PRIOR TO STARTING PATTERN, BEGINNING AT THE CENTER OF THE ARENA FACING THE LEFT WALL OR FENCE.

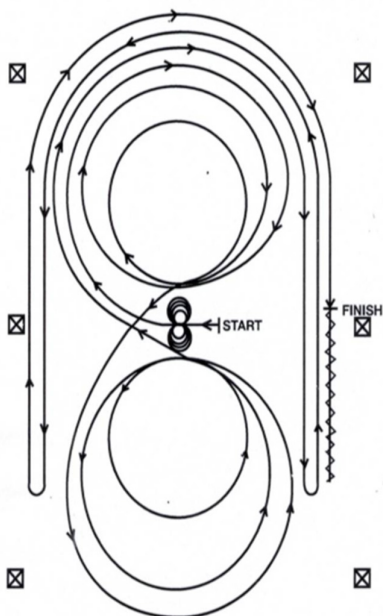
1. Complete four (4) spins to the right. Hesitate.
2. Complete four (4) spins to the left. Hesitate.
3. Beginning on the left lead, complete three (3) circles to the left; the first two circles large and fast, the third circle small and slow. Change leads at the center of the arena.
4. Complete three (3) circles to the right; the first two (2) circles large and fast, the third circle small and slow. Change leads at the center of the arena.
5. Begin a large fast circle to the left but do not close this circle. Run up the right side of the arena past the center marker and do a right rollback at least 20 feet from the wall or fence—no hesitation.
6. Continue back around previous circle but do not close this circle. Run up the left side of the arena past the center marker and do a left rollback at least 20 feet from the wall or fence.
7. Continue back around previous circle but do not close this circle. Run up the right side of the arena past the center marker and do a sliding stop at least 20 feet from the wall or fence. Back up at least 10 feet. Hesitate to demonstrate the completion of the pattern. Rider may drop bridle to designated judge.

EXHIBITORS THAT DO NOT TROT IN WILL BE DISQUALIFIED.



REINING PATTERN #7

1. Run past the center marker and do a sliding stop. Back up to the center of the arena or at least 10 feet. Hesitate.
2. Complete four (4) spins to the right. Hesitate.
3. Complete $4\frac{1}{4}$ spins to the left so that the horse is facing the left wall or fence. Hesitate.
4. Beginning on the right lead complete three (3) circles to the right; the first two (2) circles are large and fast, the third circle small and slow. Change leads at the center of the arena.
5. Complete three (3) circles to the left; the first circle small and slow, the next two (2) circles large and fast. Change leads at the center of the arena.
6. Begin a large fast circle to the right but do not close this circle. Run down the right side of the arena past the center marker and do a left rollback at least 20 feet from the wall or fence – no hesitation.
7. Continue back around the previous circle but do not close this circle. Run down the left side of the arena past the center and do a right rollback at least 20 feet from the wall or fence– no hesitation.
8. Continue back around previous circle but do not close this circle. Run down the right side of the arena past the center marker and do a sliding stop at least 20 feet from the wall or fence. Hesitate to demonstrate completion of the pattern. Rider may drop bridle to the designated judge.



REINING PATTERN # 8

HORSES MUST TROT TO THE CENTER OF ARENA. HORSES MUST STOP PRIOR TO STARTING PATTERN. BEGINNING AT THE CENTER OF ARENA FACING THE LEFT WALL OR FENCE.

1. Complete four (4) spins to the left. Hesitate.
2. Complete four (4) spins to the right. Hesitate.
3. Beginning on the right lead, complete three (3) circles to the right the first circle large and fast; the second circle small and slow; the third circle large and fast. Change leads at the center of the arena.
4. Complete three (3) circles to the left, the first circle large and fast; the second circle small and slow; the third circle large and fast. Change leads at the center of the arena.
5. Begin a large fast circle to the right but do not close this circle. Run straight down the right side of the arena past the center marker and do a left rollback at least 20 feet from the wall or fence- no hesitation.
6. Continue back around the previous circle but do not close this circle. Run down the left side of the arena past the center marker and do a right rollback at least 20 feet from the wall or fence- hesitation.
7. Continue back around the previous circle but do not close this circle. Run down the right side of the arena past the center marker and do a sliding stop at least 20 feet from the wall or fence. Back up at least 10 feet. Hesitate to show completion of the pattern.

EXHIBITORS THAT DO NOT TROT IN WILL BE DISQUALIFIED.

SECTION Q-1. RANCH REINING

Classes in Open may be offered in All Age or Junior/Senior. Amateur may be offered in Amateur 19 & over, or 19-59 and Select. Novice Amateur will be offered only in 19 & over, Novice Youth will only be offered in 18 & Under, and Youth classes may be offered in Youth 18 & Under or 13 & Under and 14-18.

This class is open to all horses ages three (3) years of age and older.

This class will demonstrate the ability of the ranch horse to be reined willfully through all maneuvers of the patterns. The exhibitor should not be penalized for reining their horse through the pattern in a reasonable manner.

SECTION Q-2. CLASS GUIDELINES

There are six (6) standard and four (4) novice ARHA approved ranch reining patterns. All Novice classes are required to use the novice patterns offered in this rulebook. Pattern will be selected by judge or show management and used by all contestants in the class. Each contestant will perform the required pattern individually and separately. All horses will be judged immediately upon entering the arena and judging will cease after the last maneuver. Any fault incurred prior to the commencement of a pattern will be scored accordingly.

Stops should be hard and deep as if needed to stop and go in the other direction and should be square and done without resistance (it should be at the judge's discretion on what he/she considers an excessive slide. Excessive stops beyond 10 feet should be minus in ½ point increments. Turn arounds should be those of a working horse and should be correct and job efficient.

SECTION Q-3. SCORING & PENALTIES

A) Scoring.

Scoring will be on the basis of 0-100, with 70 denoting an average performance. The individual maneuvers are scored in 1/2 point increments from a low of -1½ to a high of +1½ with a score of 0 denoting a maneuver that is average or correct. It is the judge's responsibility to evaluate these maneuver groups individually and rate each maneuver group on the following scale:

-1½ = Extremely Poor

-1 = Very Poor

-½ = Poor

0 = Correct

+½ = Good

+1 = Very Good

+1½ = Excellent

1) ARHA requires that the score for each run be reflected on a maneuver by maneuver and penalty by penalty basis utilizing an ARHA score sheet. This score sheet represents a judge's report to an exhibitor of how a score was derived, and it is critical that this report to the exhibitor be accurate.

2) In the name of accuracy, it is important that the judge not average scores for maneuvers.

3) A judge must, at the completion of each maneuver, evaluate the

maneuver on the scale listed above as an individual component of the entire run.

B) Penalties.

1) Half (1/2) Point Penalties.

- a) Failing to remain more than twenty (20) feet from the fence when stopping or performing a rollback.
- b) In run to end, failure to change leads by one (1) stride.
- c) Starting a lope departure at a trot or exiting rollbacks up to two (2) strides.
- d) Delaying changes of lead by one (1) stride.
- e) Over or under spinning by 1/8 turn.

2) One (1) Point Penalties.

- a) Each time a horse is out of lead, a judge is required to deduct one (1) point. The penalty for being out of lead is cumulative and the judge will deduct one (1) penalty point for each 1/4 of the circumference of a circle or any part thereof that a horse is out of lead.
- b) Over or under spinning by 1/4 turn.
- c) During the run around arena, failure to change lead beyond one (1) stride before half way, but prior to next maneuver.

3) Two (2) Point Penalties.

- a) Break of gait.
- b) During the run around, failure to change lead prior to next maneuver.
- c) Trotting beyond two (2) strides, but less than 1/2 circle or 1/2 the length of the arena.
- d) Failure to go beyond the markers.
- e) Freezing up in spins or rollbacks.
- f) On trot-in patterns, loping before reaching the center of arena and failure to stop before executing a lope departure.

4) Five (5) Point Penalties.

- a) Spurring in front of the cinch.
- b) Use of free hand to instill fear.
- c) Blatant disobedience including kicking, biting, bucking, rearing and striking.

5) Faults.

- a) Crooked backs & stops.
- b) Anticipating stops.
- c) Uncontrollable speed.
- d) Wringing of tail.
- e) Opening mouth, raising head on stops and turns.

6) Disqualifications.

- a) Failure to complete pattern.
- b) Performing maneuvers in unspecified order.
- c) Inclusion of additional maneuvers. Backing more than two (2) strides when no back up is called for in pattern or over spins more than 1/4.
- d) Equipment failure deemed unsafe.
- e) Balking or running away.
- f) Trotting more than 1/2 circle or 1/2 arena length while

starting a circle, circling or executing rollback.

g) Fall to ground by horse or rider.

h) More than one finger between reins or more than one (1) hand on reins except for junior horses ridden with snaffle, hackamore or mecate with snaffle.

i) Failure to trot-in on a trot-in pattern.

SECTION R-1. RANCH CUTTING

Classes in Open may be offered in All Age or Junior/Senior. Amateur may be offered in Amateur 19 & over, or 19-59 and Select. Novice Amateur will be offered only in 19 & over, Novice Youth will only be offered in 18 & Under, and Youth classes may be offered in Youth 18 & Under or 13 & Under and 14-18.

This class is open to all horses ages three (3) years of age and older.

This class is designed to show a horse's ability to separate a cow from the herd, hold that cow away from herd, then drive that cow away from herd and to pen it. This class is to be judged on the horses natural cow ability, agility and responding softly to the rider's cues to help rein horse into position to hold cow from herd, on the way to pen and to pen cow. Horse should display softness of handle and quietness in herd. Horse and, rider should work as a team, seeming effortless to work together.

SECTION R-2. CLASS GUIDELINES

In the Ranch Cutting class, exhibitors are permitted to hold romels and tail in one hand while holding the horn with other hand. Should an exhibitor choose to show this way, they must enter the arena with reins in one hand and are not allowed to touch rein with off hand at anytime during the class or if the exhibitor chooses to comes in to the pen with both hands on the romels, they will be required to keep both hands on the reins, in the same way as when they entered the pen.

A) Settling of the herd is permissible by anyone but the first entries of the class.

B) There is a two and one half (2½) minute time limit.

C) Time will begin when a rider crosses a timeline just prior to entering the herd which will have a minimum of ten (10) head. The rider will then quietly separate one cow from the herd and work the cow, with the exhibitor and horse showing their ability to keep the cow from the herd. Upon herd work completion, the cow shall be driven to the opposite end of the arena and penned.

D) A whistle will be blown or announcement made at the one (1) minute point to let exhibitor know that one and one half (1½) minutes remain to complete the run. A contestant will be disqualified if he fails to pen the cow at the end of two and one half (2½) minutes, if the cow returns to the herd after it has been clearly separated from the herd or if the cow crosses back over the time/foul line when attempting to be penned.

E) The contestant may have up to four (4) helpers during the cutting portion, two (2) turn back riders and two (2) herd holders. The helpers may not assist the contestant in penning the cow. Herd holders/turnback riders are in no way to assist exhibitor once they have called for cow or have crossed time/foul line. In doing so, they could cause exhibitor to be disqualified. This is left up to the discretion of judge if he deems it excessive.

F) The pen shall be placed on the side of the arena two-thirds of the way down the arena from the herd. Cow is not considered penned until the horse enters the wing area of the pen and whistle is blown. Show management may use either a 10' to 20' wing when constructing the pen.

G) Horse will not be penalized for reining during cutting portion, but should respond softly to rider's cues, showing willingness to accept exhibitors directions as well as to display horse's natural cow ability in controlling and driving the cow. A horse that can perform all tasks of this class on a loose rein with minimal help from its rider shall be credited accordingly.

H) Show management may supply two (2) herd holders and two (2) turn back riders, or exhibitors may supply their own helpers. If an exhibitor is a herd holder or turn back rider, he/she may use the horse they are competing on, or use a different horse. Herd holders and turn back riders should use ARHA horses. All turn back riders and herd holders must have proper western attire. Failure to do so will result in disqualification of entry.

I) Whistles and/or Horns to be blown at:

- 1) One minute mark (Announcer may call over PA).
- 2) Cow crosses back over time line after attempting to pen.
- 3) Losing the cow back to the herd.
- 4) Two and one half (2½) minutes has expired.
- 5) Completion of Run (judges discretion). It is the exhibitor's responsibility to keep engaging the cow until judge's whistle is blown.

SECTION R-3. SCORING & PENALTIES

A) Scoring.

Scoring will be on the basis of 0-100, with 70 denoting an average performance. The individual elements of run content are scored in 1/2 point increments from a low of -1½ to a high of +1½ with a score of 0 denoting a maneuver that is average or correct. For cattle classes, scores should be listed on the score sheet in the following manner:

---	=	-1½	=	Extremely Poor
--	=	-1	=	Very Poor
-	=	-½	=	Poor
√	=	0	=	Correct
+	=	+½	=	Good
++	=	+1	=	Very Good
+++	=	+1½	=	Excellent

ARHA requires that the score for each run be reflected on a element by element and penalty by penalty basis utilizing an ARHA score sheet. This score sheet represents a judge's report to an exhibitor of how a score was derived, and it is critical that this report to the exhibitor be accurate.

- 1) In the name of accuracy, it is important that the judge not average scores for elements.
- 2) A judge must, at the completion of each run, evaluate the run

content on the scale listed above.

B) Run Content.

1) Herd Work. When the exhibitor enters the herd the judge will score according to how the horse handles the cut.

2) Time Spent Working. The actual time spent working the cattle.

3) Driving Control of Cow. The horses ability to drive the cow from one end of the arena to the pen while maintaining control of the cow's direction of travel.

4) Degree of Difficulty. How tough or easy the cow is working or attempting to go back to the herd.

5) Eye Appeal. The style, or how easy or hard it is, for the horse to show its natural cow ability. A horse showing softness in the mouth or body when handled will be credited in eye appeal.

6) Loose Rein. Horses that do the job on a loose rein and are not consistently being helped will be credited.

C) Penalties.

1) One (1) Point Penalties.

a) Loss of working advantage by more than one (1) horse length.

b) Gaping mouth when reined.

c) Excessive spurring or cuing.

d) Working out of position.

e) Toe, foot or stirrup on the shoulder.

2) Three (3) Point Penalties.

a) Cattle picked up or scattered while working cow.

b) Pawing or biting cattle.

c) Back Fence.

d) Excessive herd help driving cow by turn back beyond time/foul line per discretion of the judge.

3) Five (5) Point Penalties.

a) Blatant disobedience

b) Spurring in front of the cinch.

c) Excessive herd help to be applied when the helpers keep cows from going back to the herd.

4) Disqualifications.

a) Allowing cow to return to the herd after it is clearly separated or crosses back over the time/foul line after attempting to be penned. A cow is considered to be "back in the herd" when it touches another cow in the herd.

b) Horse turns tail to cattle.

c) Falls to ground of horse or rider during any portion of the run.

d) Penning trash cow.

e) Two hands on reins except when exhibiting a junior horse in either a snaffle bit or hackamore (bosal).

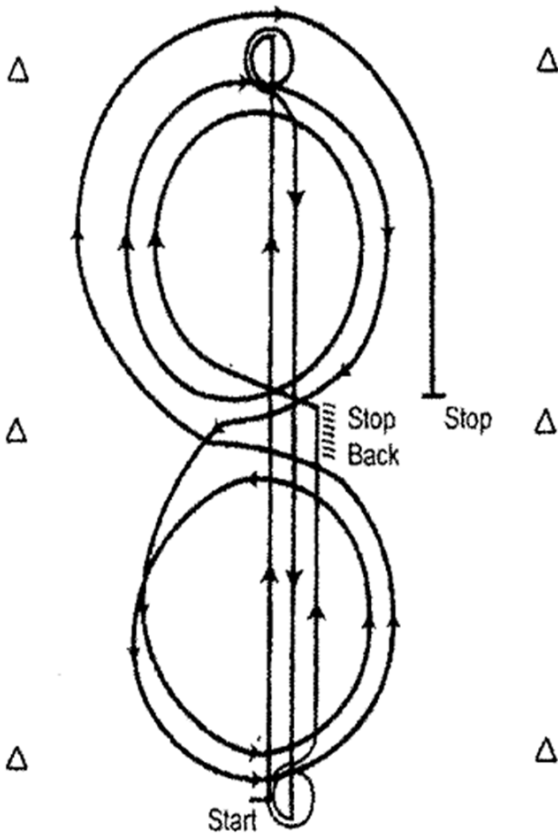
f) Illegal equipment

g) Excessive disturbance of herd to the point that the exhibitor is asked to leave the arena.

5) Credits. Credit will be given to those horses who demonstrate excellence in the herd work, driving and setting up the cow to cut, working in the center of the arena, and degree of difficulty

of the cow drawn, within 2½ (two and a half) minutes. Horses will not be penalized for reining during the cutting portion, but should respond softly to rider's cues, showing williness to accept exhibitor's directions as well as to display horse's natural cow ability in controlling and driving the cow.

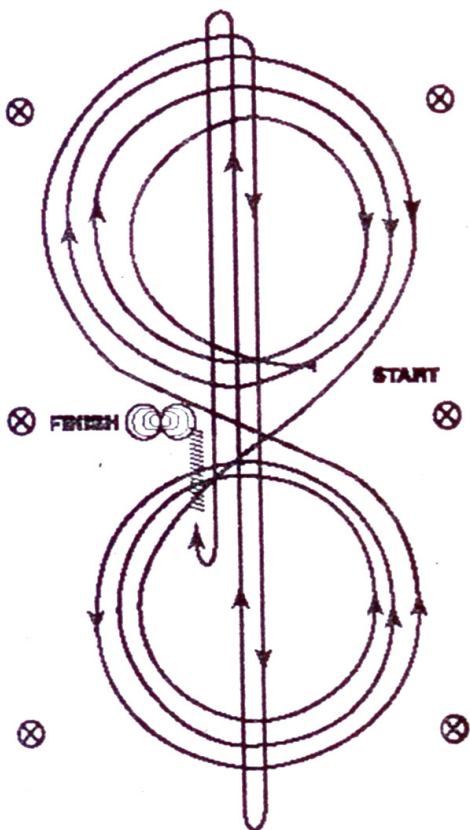
- a)** Quiet in the herd and smoothness of cut.
- b)** Degree of difficulty.
- c)** Time spent working.
- d)** Driving and controlling cow.
- e)** Softness/williness of horse.
- f)** Natural cow ability.
- g)** Horse & riders ability to work together.



RANCH REINING PATTERN # 1

BEGIN AT END OF THE ARENA

1. Run to far end of arena past the end marker and stop.
2. Execute 1 1/2 spins to the left.
3. Run to other end of arena past the end marker and stop.
4. Execute 1 1/2 spins to the right.
5. Run past the center marker and stop.
6. Back 10 to 15 feet in a straight line.
7. Complete 1/4 of a turn to the left, hesitate. On right lead complete one small, slow circle and one large, fast circle. Change leads to left.
8. Complete one (1) small, slow circle and one (1) large, fast circle. Change leads to the right.
9. Run around the end of arena to the other side, past center marker, at least 20 feet from the fence and stop, hesitate to complete pattern.
10. Approach judge for inspection and dismissal.

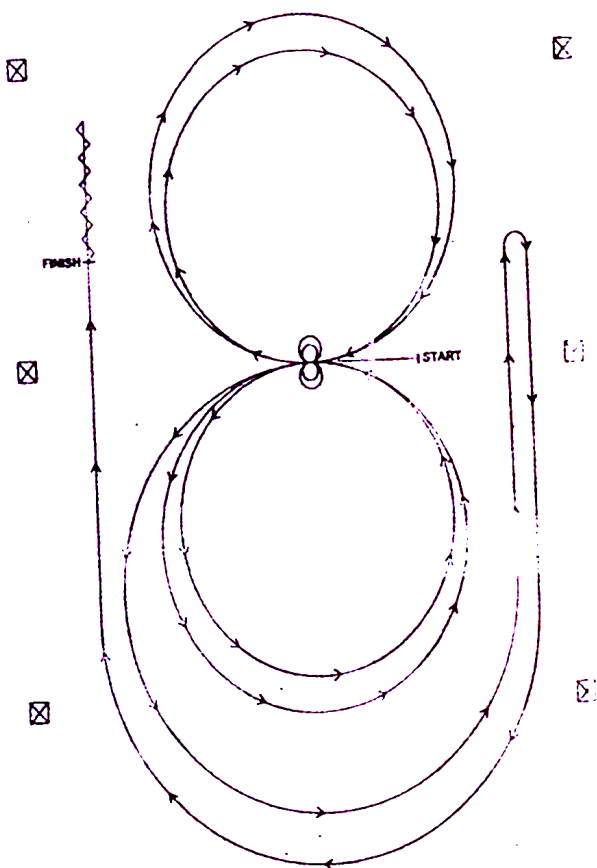


RANCH REINING PATTERN # 2

HORSE MUST TROT IN. STOP PRIOR TO STARTING PATTERN. BEGINNING AT THE CENTER OF THE ARENA FACING THE LEFT WALL OF FENCE.

1. Beginning on the right lead, complete three (3) circle to the right, the first circle small and slow, the next two (2) circles large and fast. Change leads at the center of the arena.
2. Complete 3 circles to the left the first circle small and slow, the next 2 circles large and fast. Change leads at the center of the arena.
3. Continue around previous circle to the right. At the top of the circle, run down the middle to the far end of the arena past the end marker and do a right rollback - no hesitation.
4. Run up the middle to the opposite end of the arena past the end marker and do a left rollback - no hesitation.
5. Run past the center marker and stop. Back up to the center of the arena or at least 10 feet (3 meters). Hesitate.
6. Perform a 360 degree spin to the right.
7. Perform a 360 degree spin to the left.
8. Hesitate to show completion of pattern.

EXHIBITORS THAT DO NOT TROT IN WILL BE DISQUALIFIED.




NOVICE RANCH REINING PATTERN # 3

HORSES MUST TROT TO THE CENTER OF THE ARENA. HORSES MUST STOP PRIOR TO STARTING THE PATTERN BEGINNING AT THE CENTER OF THE ARENA FACING THE ARENA FENCE.

1. Beginning on the left lead, complete two (2) circles to the left. Stop at the center of the arena facing the left wall or fence.
2. Complete two (2) spins to the left. Hesitate.
3. Beginning on the right lead complete two (2) circles to the right. Stop at the center of the arena. Hesitate.
4. Complete two (2) spins to the right. Hesitate.
5. Beginning on the left lead, go around the end of the arena, run down the right side of the arena past center marker, stop and roll back right.
6. Continue around the end of the arena to run down the left side of the arena past the center marker. Stop. Back up.

EXHIBITORS THAT DO NOT TROT IN WILL BE DISQUALIFIED.

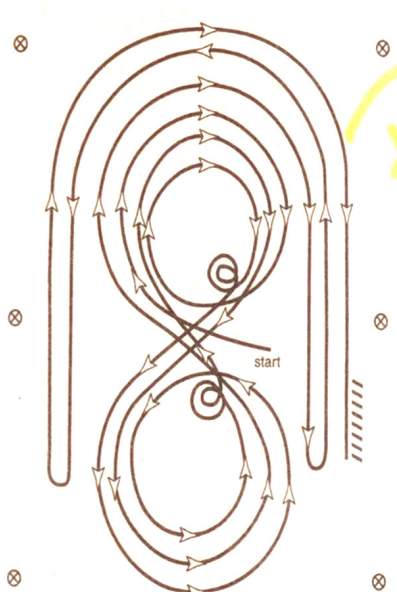


RANCH REINING PATTERN # 4

HORSES MUST TROT TO THE CENTER OF THE ARENA. HORSES MUST STOP PRIOR TO STARTING THE PATTERN BEGINNING AT THE CENTER OF THE ARENA FACING THE ARENA FENCE.

1. Beginning on the right lead, complete two (2) circles to the right, the first circle large and fast, the second circle small and slow. Stop at the center of the arena.
2. Complete two (2) spins to the right. Hesitate.
3. Beginning on the left lead, complete two (2) circles to the left, the first circle large and fast, the second circle small and slow. Stop at center of the arena.
4. Complete two (2) spins to the left. Hesitate.
5. Beginning on the right lead, run a large fast circle to the right, and change leads at the center of the arena, run a large fast circle to the left, and change leads at the center of arena (figure 8).
6. Continue around previous circle to the right. At the top of the circle, run down the middle to the far end of the arena past the end marker and do a right rollback- no hesitation.
7. Run up the middle to the opposite end of the arena past the end marker and do a left rollback - no hesitation.
8. Run past the center marker and do a sliding stop. Back up to the center of the arena or at least 10 feet. Hesitate to demonstrate completion of the pattern.

EXHIBITORS THAT DO NOT TROT IN WILL BE DISQUALIFIED.

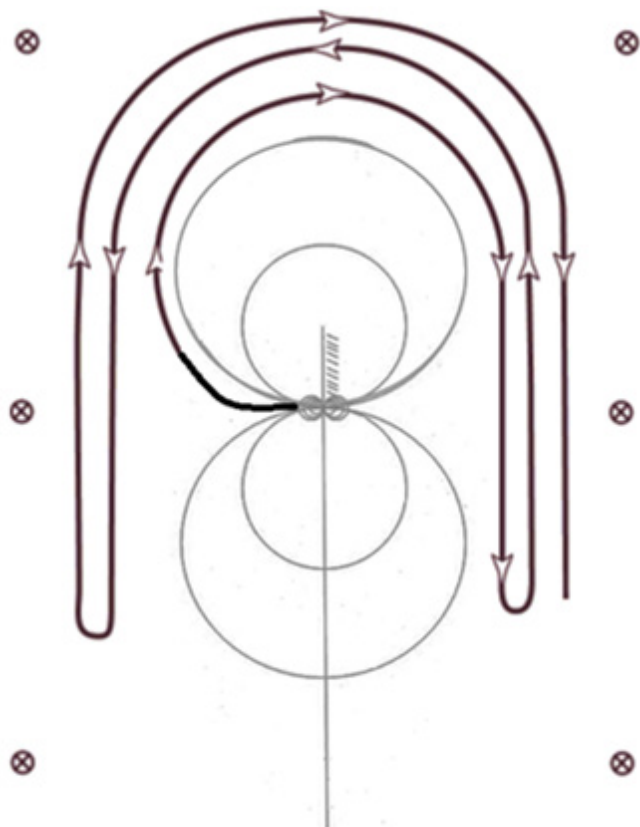


RANCH REINING PATTERN # 5

HORSES MUST TROT TO THE CENTER OF THE ARENA. HORSES MUST STOP PRIOR TO STARTING THE PATTERN BEGINNING AT THE CENTER OF THE ARENA FACING THE ARENA FENCE.


1. Starting at the center do two (2) circles to the right. The first, a large fast circle. The second a small slow circle.
2. At center marker stop and do 2 spins to the right.
3. After the spins have been completed; slight hesitation.
4. Do two (2) circles to the left. The first a large fast circle. The second a small slow circle.
5. At center marker stop and do two (2) spins to the left.
6. After spins completed; slight hesitation.
7. Start a fast figure 8 to the right, changing leads at the center marker.
8. After figure 8 and both lead changes completed, continue a large circle to the right. Do not close this circle. Run down the right side of arena past the center marker, stop and do a rollback to the left. Remain at least 20 feet from the wall or fence. There should be no hesitation between stop and rollback.
9. Continue back around previous circle. Do not close this circle. Run down left side of arena past the center marker, stop and do a rollback to the right. Remain at least 20 feet from wall or fence. There should be no hesitation between stop and rollback.
10. Proceed back around previous two (2) circles. Do not close this circle. Run down right side of arena past center marker and stop. Back at least 10 feet. Hesitate to show completion of pattern.

EXHIBITORS THAT DO NOT TROT IN WILL BE DISQUALIFIED.



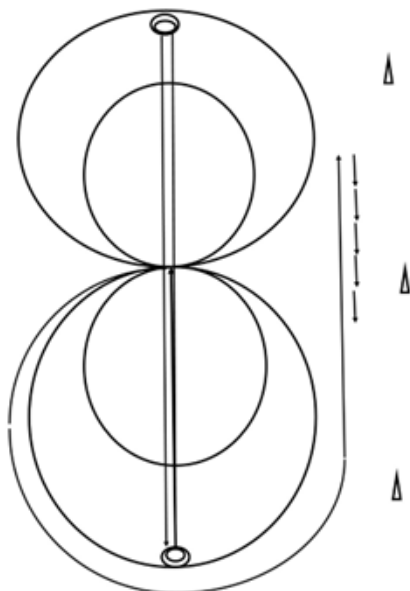
RANCH REINING PATTERN # 6

1. Run in past middle marker. Stop.
2. Back 8-10 feet to center of arena.
3. Perform three (3) spins to the right.
4. Perform 3¼ spins to the left.
5. Beginning on the right lead, lope circles, first large fast, second small slow; change leads to the left.
6. First circle small slow; second circle large fast; change leads.
7. Run down and stop. Roll back to the left.
8. Run down and stop. Roll back to the right.
9. Run down and stop. Hesitate to show completion.



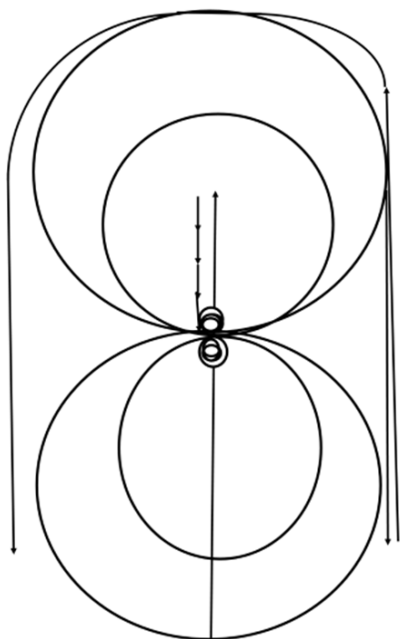
NOVICE RANCH REINING PATTERN # 7

1. Run down center past marker and stop; Back 8-10 feet, 1/4 turn left.
2. Left lead lope large fast, small slow stop.
3. Perform three (3) spins left.
4. Beginning on the right lead complete two (2) circles the first one large and fast and the second small and slow, stop.
5. Perform three (3) spins right.
6. Right lead lope but do not close circle, go past middle marker, stop roll back left.
7. Run down past middle marker; Stop. Hesitate to show completion of pattern.



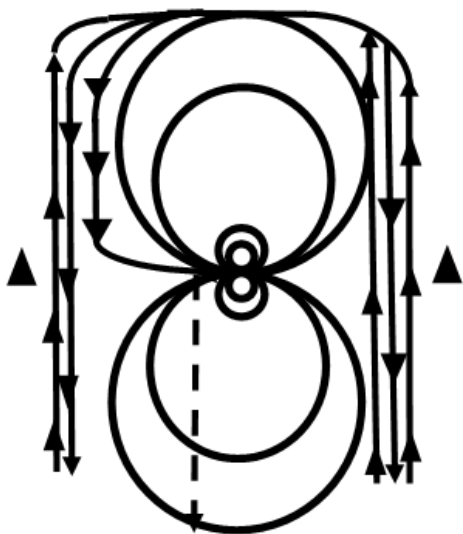
RANCH REINING PATTERN # 8

1. Run down past end marker; Stop.
2. Perform 2½ Spins to the right.
3. Run down past end marker; Stop.
4. Perform 2½ Spins to the left.
5. Lope left lead up to center marker and turn left, complete two circles, the first small slow, the second large fast.
6. Change to right lead and complete two circles, large fast and second small slow.
7. Change to left lead and continue around end of arena, run down past center marker; Stop. Back 8-10 feet.



NOVICE RANCH REINING PATTERN # 9

1. Run down center past marker; Stop. Back 8-10 feet, perform 1/4 turn left.
2. Right lead lope large fast, small slow; Stop.
3. Perform three (3) spins right.
4. Beginning on the left lead complete 2 circles the first one large and fast and the second small and slow; Stop.
5. Perform three (3) spins left.
6. Right lead lope but do not close circle, go past middle marker, stop.
7. Roll back left.
8. Run down past middle marker; Stop. Hesitate to show completion of pattern.



NOVICE RANCH REINING PATTERN # 10

1. Start on left side of arena, Lope on your right lead around end and run past center marker; Stop. Roll back left.
2. Run past center marker; Stop. Rollback right.
3. Lope back around end at center marker close into right circle. Complete 2 circles on the right lead the first one a small slow, second a large fast; Stop in center.
4. Perform two (2) spins right.
5. On the left lead complete two circles the first large and fast, second small slow; Stop at center.
6. Perform two (2) spins left; Hesitate.
7. Back 8 -10 feet; exit arena at trot.

SECTION 5-1. HERD WORK

Classes in Open may be offered in All Age or Junior/Senior. Amateur may be offered in Amateur 19 & over, or 19-59 and Select. Youth classes may be offered in Youth 18 & Under or 13 & Under and 14-18.

This class is open to all horses ages three (3) years of age and older.

This class will be judged on the horse's natural cutting ability but the exhibitor can handle the horse in a ranch type atmosphere.

SECTION 5-2. CLASS GUIDELINES

Exhibitors are permitted to hold romels and tail in one hand while holding horn with other hand. If exhibitor chooses to show this way they must enter the arena with reins in one hand and are not allowed to touch rein with off hand at anytime during the class. If exhibitor comes in with both hands on the romel they are required to keep both hands on the reins, the way they entered the pen.

A) Judging will start when the contestant crosses the time line. Horse should approach herd with no hesitation, weaving or resistance. Exhibitor may enter either side of herd.

B) The horse should show a great deal of expression but no ill will towards the animal. The degree of difficulty, eye appeal, and amount of courage in staying on a tough cow will be taken into consideration.

C) A greater amount of time actually spent working cattle in 2½ minutes will have a positive affect on the total score. The number of cattle to work in the two and one-half (2½) minute time limit is not over three (3) head of cattle, but not less than two.

D) Contestant must make one (1) deep cut out of the herd. The horse should work quietly, but alertly causing very little disturbance in the herd or the animal being brought out. Credit will be given for driving cattle, clearing the herd by a sufficient distance and setting up a cow while holding it in a working position as near to the center of the arena as possible.

E) After the cut is made, the horse should display natural cutting ability. Contestant may handle the horse with reins; if the horse shows no resistance to the riders cues, no penalty will be given. Horses must respond in a positive manner and be responsive to the rider. The horse should stop using its haunches and be free on the front end when moving across themselves. Entry shall get off the cow as close to the middle of the arena as possible to show control of the cow.

SECTION 5-3. SCORING & PENALTIES

A) Scoring.

Scoring will be on the basis of 0-100, with 70 denoting an average performance. The individual elements of run content are scored in 1/2 point increments from a low of -1½ to a high of +1½ with a score of 0 denoting a maneuver that is average or correct. For cattle classes, scores should be listed on the score sheet in the following manner:

--- = -1½ = Extremely Poor
-- = -1 = Very Poor
- = -½ = Poor

√	=	0	=	Correct
+	=	+½	=	Good
++	=	+1	=	Very Good
+++	=	+1½	=	Excellent

1) ARHA requires that the score for each run be reflected on a element by element and penalty by penalty basis utilizing an ARHA score sheet. This score sheet represents a judge's report to an exhibitor of how a score was derived, and it is critical that this report to the exhibitor be accurate.

2) In the name of accuracy, it is important that the judge not average scores for elements.

3) A judge must, at the completion of each run, evaluate the run content on the scale listed above.

B) Run Content.

1) **Herd Work.** Each time the exhibitor enters the herd the judge will score according to how the horse handles the cut.

2) **Control of Cow.** The horses ability to stop and turn the cow in the middle part of the arena.

3) **Degree of Difficulty.** How tough or easy the cow is working or attempting to go back to the herd.

4) **Eye Appeal.** The style, or how easy or hard it is, for the horse to show its natural cow ability. A horse showing softness in the mouth or body when handled will be credited in eye appeal.

5) **Amount of Working Time.** The actual time spent working the cattle.

6) **Amount of Courage.** The horse's ability to challenge the cow.

7) **Loose Rein.** Horses that do the job on a loose rein, and are not consistently being helped will be credited.

8) **Excessive Herd Help.** If the herd holders keep the cow from going back to the herd or turn back help is stopping the cow for the contestant. Entry will not be penalized if turn back is pressuring a cow that does not move or is having to direct noise towards the cow to make it move or keep it in working area of the arena.

C) Penalties.

1) One (1) Point Penalties.

a) (Miss) Loss of working advantage. *When a horse goes by or misses to the degree that he loses his position to maintain control of cow.*

b) Noise directed by contestant towards cattle. *Any noise directed at cattle will be penalized one (1) point for each occurrence.*

c) Working out of position. *The position of the horse in relation to the cow being worked, whether too short or too long while working to control the cow.*

d) Toe, foot or stirrup on the shoulder.

2) Three (3) Point Penalties.

a) Hot Quit. *A contestant may quit an animal when it is obviously stopped, obviously turned away or is obviously behind the turn back horses. A three (3) point penalty should be charged if the animal is quit under any other circumstances.*

b) Cattle picked-up/running into or scattering the herd. *Each time a horse runs into the herd or scatters herd while working or picking up cattle through fault of horse, they will be penalized three (3) points. The entire cow must enter the working area.*

c) Failure to make a deep cut. *Each horse is required to enter the herd sufficiently to show their ability to make a cut. One such cut will satisfy this rule.*

d) Back Fence. *The horse will be penalized each time the back fence is used to stop or turn the cow.*

3) Five (5) Point Penalties.

a) Horse Quitting Cow. *When the horse refuses to stop or turn the cow.*

b) Losing the cow. *When the horse lets the animal that is being worked get back to the herd.*

c) Changing cattle after a specific commitment. *When rider changes cattle after visibly committing to a specific cow.*

d) Failure to separate a single animal after leaving the herd. *When horse clears the herd with two (2) or more cattle and fails to separate a single animal before quitting. No penalty if time expires. This rule only applies when making a cut.*

e) Blatant disobedience including kicking, biting, bucking, rearing and striking.

f) Spurring or hitting in front of the cinch.

4) Disqualifications.

a) Horse turn tail. *If the horse turns the wrong way with tail toward the animal being worked.*

b) Two hands on reins except when exhibiting a junior horse in either a snaffle bit or hackamore (bosal).

c) Fingers between the reins in a bridle. More than one (1) finger between reins when showing in any bridle other than a snaffle or bosal.

d) Illegal equipment.

e) Leaving the arena before time expires.

f) Fall of horse or rider.

g) Working over three (3) head of cattle in the 2½ minutes. Quitting or losing the third cow worked while time is still on the clock.

h) A judge may blow the whistle at any time during the work if they feel the cattle or horse are being mishandled, abused or deem the situation unsafe.

SECTION T-1. CUTTING

Classes in Open will be offered in All Age. Amateur will be offered in Amateur 19 & over. Youth classes will be offered in Youth 18 & Under.

This class is open to all horses ages three (3) years of age and older.

This class will be judged on the horse's natural cutting ability.

SECTION T-2. CLASS GUIDELINES

A) No romel reins or hackamores may be used. Use of snaffle bit is allowed but rider must ride with one hand with a tail of the reins on one side.

B) In this class only, exhibitors are permitted to put more than one finger between reins to make a cut. Once hand is dropped, only

the first finger can be between reins.

C) The number of cattle to cut in the two and one-half (2½) minute time limit is not over three (3) head of cattle, but not less than two. If a cutter can do as much on two head as he can on three, the cutter working two head should have the higher score because he has not spent as much time in the herd.

D) When approaching the herd a horse should never be set down hard. Walking or trotting to the herd is acceptable, provided the horse is taken up very easily before getting close enough to disturb the cattle. The horse should not display hesitation, weaving or reluctance to approach and enter the herd.

E) When entering the herd the cutting horse should enter with ease, concentrating on the job to be done; not looking over the back fence or biting; he should be alert, but quiet, making no unnecessary movements that might disturb the cattle. The horse should enter the herd deep enough to show his ability to get one out. A rider may enter the middle of the herd from either side and go to the middle or back side and get the one they want. A rider may also go behind the herd and bring one out.

F) A rider entering the herd may have light contact while he is in the herd and during the process of cutting the animal free from the remaining cattle. When the cow has been cut, the rider should let his horse alone and the horse should be given enough slack so that it would be obvious to the judge that the horse is working on his own.

G) The horse should stay a reasonable distance from the cow if possible, showing a great deal of expression but no illness towards the cow being cut. Illness is defined as biting, trying to bite, pawing, kicking and/or charging. Facial expression and ear position should not be considered as a sign of illness. The horse should be on his toes, making counter movements to the cow regardless of the distance separating them. The horse should not rush or push cattle excessively in bringing one from the herd unless the cow turns around and tries to get back to the edge of the herd. The cow should be brought a sufficient distance from the herd toward the center of the arena, so that the herd will not be disturbed while being worked, and set the cow up.

H) The cow should be in the middle of the arena or as near this point as possible with the horse making movements to counter movements of the cow. This does not mean the horse should be moving while the cow is standing still. When the cow moves, the horse should move faster so that he will hold the cow, not only from returning to the herd, but also from going from side to side (wall to wall), without excessive help from his turn back riders.

I) The loss of working advantage is not determined by the distance that a horse goes by a cow; it is determined by the response of the horse to the action of the cow. A horse should have no difficulty maintaining working advantage over a slow moving cow. The horse that can maintain a working advantage over a cow which presents a severe challenge shall receive credit. No penalty should be charged a horse which immediately regains position after going sufficiently past the cow to cause it to turn.

J) There will be no penalty assessed for cattle leaving the herd so long as it is not caused by the exhibitor's horse.

K) An exhibitor may quit a cow when he is obviously stopped, obviously turns away or is obviously behind the turn back horses and the turn back horses are behind the line.

L) In cutting, all horses regardless of age and bit must be shown with one hand. Junior horses that are shown with a snaffle must be ridden with one hand around reins with one finger between split reins. No romels and/or bosals will be allowed.

SECTION T-3. SCORING & PENALTIES

A) Scoring.

Scoring will be on the basis of 0-80, with 70 denoting an average performance. The individual elements of run content are scored in 1/2 point increments from a low of $-1\frac{1}{2}$ to a high of $+1\frac{1}{2}$ with a score of 0 denoting a maneuver that is average or correct. For cattle classes, scores should be listed on the score sheet in the following manner:

---	=	$-1\frac{1}{2}$	=	Extremely Poor
--	=	-1	=	Very Poor
-	=	$-\frac{1}{2}$	=	Poor
✓	=	0	=	Correct
+	=	$+\frac{1}{2}$	=	Good
++	=	+1	=	Very Good
+++	=	$+1\frac{1}{2}$	=	Excellent

1) ARHA requires that the score for each run be reflected on a element by element and penalty by penalty basis utilizing an ARHA score sheet. This score sheet represents a judge's report to an exhibitor of how a score was derived, and it is critical that this report to the exhibitor be accurate.

2) In the name of accuracy, it is important that the judge not average scores for elements.

3) A judge must, at the completion of each run, evaluate the run content on the scale listed above.

B) Run Content.

1) Herd Work. Each time the exhibitor enters the herd the judge will score according to how the horse handles the cut.

2) Loose Rein. Horses that do the job on a loose rein, and are not consistently being helped will be credited.

3) Control of Cow. The horses ability to stop and turn the cow in the middle part of the arena.

4) Eye Appeal. The style, or how easy or hard it is, for the horse to show its natural cow ability. A horse showing softness in the mouth or body when handled will be credited in eye appeal.

5) Degree of Difficulty. How tough or easy the cow is working or attempting to go back to the herd.

6) Amount of Working Time. The actual time spent working the cattle.

7) Amount of Courage. The horse's ability to challenge the cow.

8) Excessive Herd Help. If the herd holders keep the cow from going back to the herd or turn back help is stopping the cow for the contestant. Entry will not be penalized if turn back is

pressuring a cow that does not move or is having to direct noise towards the cow to make it move or keep it in working area of the arena.

C) Penalties.

1) One (1) Point Penalties.

- a) (Miss) losing working advantage.
- b) Reined or visibly cued.
- c) Noise directed to cattle.
- d) Toe, foot or stirrup on the shoulder of horse.
- e) Working out of position.
- f) Hold on too long on a cut.

2) Three (3) Point Penalties.

- a) Hot quit.
- b) Cattle picked up or scattered.
- c) Second hand on reins.
- d) Spur in shoulder.
- e) Pawing or biting cattle.
- f) Failure to make a deep cut.
- g) Back fence.

3) Five (5) Point Penalties.

- a) Horse quitting a cow.
- b) Losing a cow.
- c) Changing cattle after a specific commitment.
- d) Failure to separate a single animal after leaving the herd.

4) Disqualifications.

- a) If horse turns tail to cattle.
- b) If horse or rider falls to ground.
- c) Illegal equipment.
- d) Leaving the work arena before time expires.
- e) Inhumane treatment of horse.
- f) Riding with romel or closed reins in snaffle bit/hackamore.
- g) Failure to cut.
- h) More than one (1) finger between the reins.

5) Credits.

- a) Herd work - driving a cow
- b) Controlling the cow - working in the center of the arena
- c) Degree of difficulty
- d) Eye appeal
- e) Time worked
- f) Amount of courage

SECTION U-1. RANCH BOXING

Classes in Open and Amateur may be offered in All Age or Junior/Senior. All Age Amateur may be offered in Amateur 19 & over, or 19-59 and Select. Novice Amateur will be offered only in 19 & over, Novice Youth will only be offered in 18 & Under, and Youth classes may be offered in Youth 18 & Under or 13 & Under and 14-18.

This class is open to all horses ages two (2) years of age and older. Two (2) year olds may only show after June 1.

This class will be judged on a demonstration of control of a single

cow worked (boxing) on the end of the arena to include position, control, degree of difficulty and eye appeal.

SECTION U-2. CLASS GUIDELINES

The exhibitors are permitted to hold the saddle horn or romels and tail in one hand while holding horn with other hand. If exhibitor chooses to show this way they must enter the arena with reins in one hand and are not allowed to touch rein with off hand at anytime during the class. If exhibitor comes in with both hands on the romels they are required to keep both hands on the reins, the way they entered the pen.

A) The rider will face the cow end of the arena and call for a cow. Each exhibitor upon receiving a cow, shall hold that cow on the prescribed end of the arena for fifty (50) seconds, demonstrating the ability of the horse and rider to control the cow. Timing will be done by the announcer or judge starting when the gate is shut behind the cow but horse will be judged when it enters the arena. At fifty (50) seconds, the announcer will call time. The judge may blow a whistle at any time for the contestant to cease work for any safety reasons.

B) A superior ranch boxing horse should be in complete control at all times, showing natural cow sense along with softness of face and body with rider's cues. Horse should stop using haunches. Turns should be quick and snappy.

C) The judge may blow the whistle at any time to terminate work. If the work is not completed at that time, entry is disqualified. Each work will be limited to fifty (50) seconds.

D) f) There will be no schooling between cows if a new one is awarded. The penalty for doing this is a disqualification.

E) Split reins on junior horses and romals on senior horses are allowed to be used behind the cinch.

SECTION U-3. SCORING & PENALTIES

A) Scoring.

Scoring will be on the basis of 0-100, with 70 denoting an average performance. The individual elements of run content are scored in 1/2 point increments from a low of -1½ to a high of +1½ with a score of 0 denoting a maneuver that is average or correct. For cattle classes, scores should be listed on the score sheet in the following manner:

---	=	-1½	=	Extremely Poor
--	=	-1	=	Very Poor
-	=	-½	=	Poor
√	=	0	=	Correct
+	=	+½	=	Good
++	=	+1	=	Very Good
+++	=	+1½	=	Excellent

1) ARHA requires that the score for each run be reflected on a element by element and penalty by penalty basis utilizing an ARHA score sheet. This score sheet represents a judge's report to an exhibitor of how a score was derived, and it is critical that this

report to the exhibitor be accurate.

2) In the name of accuracy, it is important that the judge not average scores for elements.

3) A judge must, at the completion of each run, evaluate the run content on the scale listed above.

B) Run Content.

1) **Control.** The horse's ability to stop and turn the cow when the cow is attempting to leave the end of the arena or to drive the cow in either direction prior to turning the cow when the cow does not want to move.

2) **Position.** The strategic placement in relationship to the cow to maintain control of the cow's head and direction.

3) **Courage.** The horse's ability to challenge the cow.

4) **Degree of Difficulty.** How tough or easy the cow is working or attempting to go back to the herd.

5) **Eye Appeal.** The style, or how easy or hard it is, for the horse to show its natural cow ability. A horse showing softness in the mouth or body when handled will be credited in eye appeal.

6) **Time Worked.** The actual time spent working the cattle.

C) Penalties.

1) One (1) Point Penalties.

- a) Loss of working advantage.
- b) Working out of position.
- c) Gaping mouth when reined.

2) Three (3) Point Penalties.

- a) Loss of control of cow.
- b) Leaves working end of the arena/passing center marker.

3) Five (5) Point Penalties.

- a) Turning or backing away from the cow or gate before the cow enters the arena.
- b) Blatant disobedience including kicking, biting, bucking, rearing and striking.

4) Disqualifications.

- a) Turn tail.
- b) Using 2 hands on reins with curb bit.
- c) More than one finger between reins.
- d) Out of control.
- e) Bloody mouth.
- f) Illegal Equipment.
- g) Leaving arena before time is complete.
- h) Fall of horse and/or rider.
- i) If new cow is awarded, schooling between cows.

5) Credits.

- a) Maintaining control of the cow at all times.
- b) Maintaining proper position.
- c) Degree of difficulty.
- d) Eye Appeal.
- e) Time Worked.

SECTION V-1. WORKING COW HORSE

Classes in Open may be offered in All Age or Junior/Senior. Amateur will be offered in Amateur 19 & over. Youth classes will be offered in Youth 18 & Under.

This class is open to all horses ages three (3) years of age and older.

This class consists of a reined work portion (dry work) chosen from one (1) of the nine (9) ARHA approved patterns included in this rulebook as well as a cow work portion to include boxing, fence turns and circles.

SECTION V-2. CLASS GUIDELINES

A) Both the cow work portion of this event and the reined work portion are mandatory. Scoring emphasis on the cow work portion shall be based on the horse maintaining control of the cow at all times, exhibiting superior cow sense and natural cow working ability without excessive reining or spurring. Failure of an exhibitor to attempt to complete the cow work portion of the class, as well as the reined work will result in the exhibitor not being considered an entry in the class. In the cow work portion of the class, the exhibitor will keep working until the judge blows the whistle to signify completion of work. If the exhibitor quits before the whistle is blown, the score shall be a zero (0) for the cow work portion. A horse going off pattern in the reined work and the cow work portion may be placed even if disqualified in one portion of the class (example: If a horse is disqualified and receives a zero (0) score for the reined work, but scores a 70 for the cow work, its total score would be a 70 and the horse would be eligible for placing).

B) In approved Working Cow Horse classes, one (1) of the nine (9) approved ARHA Working Cow Horse patterns is to be selected by the judge and/or show committee of the class and used by all exhibitor in the class. When judging reined work, the judge should refer to the reining portion of the rule book for guidelines, refer to Section P-1.

C) Reining markers should be set at center and ends. Penalty markers should be set twenty (20) feet from each of the four (4) corners on the short and long sides of the arena.

D) Between dry work and cow work the exhibitor shall make their way to the center of the arena towards the end where cow will be entering. There shall be no schooling between reined work and cow work. Judge may disqualify any entry that is stopping or turning their horses between works. Exhibitor shall call the cow when they are ready for staff to release cow, horse should be relaxed but ready for work. If judge whistles for new cow, exhibitor should stop work and return to center part of arena and let show staff remove cow from arena.

E) For the ideal cow work, each exhibitor, upon receiving a cow in the arena, shall hold the cow on the prescribed end of the arena for sufficient time to demonstrate the ability of the horse to contain the cow on that end. After a reasonable amount of time, the exhibitor shall take the cow down the fence, making at least one turn each way on the fence. The exhibitor shall then take the cow to an open part of the arena and circle it at least once each direction. The required pattern for the cow work is boxing, fence turns and circles, in that order. It is the judge's responsibility to

control the pen and treatment of all cattle.

F) The judge should take into consideration the size of the arena, condition of the ground and the disposition and degree of difficulty exhibited by the cattle worked.

G) If time and number of cattle permit, the judge may, at his discretion, award new cattle during the cow work based on the following criteria:

- 1) The cow won't or can't run.
- 2) The cow won't leave the end of the arena.
- 3) The cow is blind or won't yield to the horse.
- 4) The cow leaves the arena.

Allowing the horse to quit working before the judge signals for a new cow will result in zero (0) score for the cow work. The exhibitor has the option to continue working even though the judge signals for a new cow.

H) The judge may blow his whistle at any time to terminate the work. A score of zero (0) will be charged if the work is not complete at this point. Judging ends when the whistle blows.

SECTION V-3. SCORING & PENALTIES FOR REINED WORK

Refer to Section P-3.

SECTION V-4. SCORING & PENALTIES FOR COW WORK

A) Scoring.

Scoring will be on the basis of 0-100, with 70 denoting an average performance. The individual elements of run content are scored in 1/2 point increments from a low of -1½ to a high of +1½ with a score of 0 denoting a maneuver that is average or correct. For cattle classes, scores should be listed on the score sheet in the following manner:

---	=	-1½	=	Extremely Poor
--	=	-1	=	Very Poor
-	=	-½	=	Poor
✓	=	0	=	Correct
+	=	+½	=	Good
++	=	+1	=	Very Good
+++	=	+1½	=	Excellent

1) ARHA requires that the score for each run be reflected on a element by element and penalty by penalty basis utilizing an ARHA score sheet. This score sheet represents a judge's report to an exhibitor of how a score was derived, and it is critical that this report to the exhibitor be accurate.

2) In the name of accuracy, it is important that the judge not average scores for elements.

3) A judge must, at the completion of each run, evaluate the run content on the scale listed above.

4) Reined work score is added to cow work score for a total score.

5) In the event of a tie, the entry with the highest cow work will be declared the winner.

B) Run Content.

1) Boxing. Working the cow on the end of the arena until such time as the exhibitor has proven the ability of the horse to hold the cow. The horse should exhibit superior cow sense and natural cow working ability without excessive reining or spurring. In the head-to-head working position, the degree of difficulty shall be considered.

2) Run & Rate. The horse's ability to run into position and then slow down or rate its speed to maintain correct position.

3) First (1st) Turn. A good turn on the fence may be defined as when a cow, while being run down the fence on one side of the arena, is turned the other direction and held near the same fence while being run in a new direction. During the turn the horse should use himself in a controlled athletic manner, using his hocks to stop and drive out of the turn, while using his front end to balance and turn. The contestant must get at least one (1) turn in each direction. To be considered a turn, the exhibitor must be close enough to the cow to be the cause of the turn. The turn must be tight enough so as not to be considered just circling the fence.

4) Second (2nd) Turn. See above. More than two (2) good turns in each direction should not result in extra credit but also should not be penalized, unless the cow is thereby too exhausted to circle correctly. One (1) turn each way may not necessarily result in extra credit if the horse and /or cow is out of control.

5) Control. The horse's ability to drive and turn the cow.

6) First (1st) Circle. After turning the cow on the fence, the rider should drive the cow off the fence and circle it once in each direction demonstrating the horse's ability to track and control the animal without over maneuvering or losing the cow to the fence.

7) Second (2nd) Circle. See above. Second circle must be the opposite direction of first circle.

8) Degree of Difficulty. The greater the difficulty of the run, the more credit should be given. The difficulty may be due to the extreme speed of the cow, the stubbornness of the cow, or the cow's reluctance to move, provided the job is accomplished. When all else is equal, the more pleasing or exciting cow work should be marked highest.

9) Eye Appeal. The style, or how easy or hard it is, for the horse to show its natural cow ability. A horse showing softness in the mouth or body when handled will be credited in eye appeal.

C) Penalties.

1) One (1) Point Penalties.

a) Loss of working advantage

b) Horses that run past the cow shall be penalized one (1) point.

c) Failure to drive cow past middle marker on first turn before turning the cow.

d) Each time the arena is crossed to use the opposite fence to achieve a turn.

e) When cow's head breaks the plane of one (1) point marker.

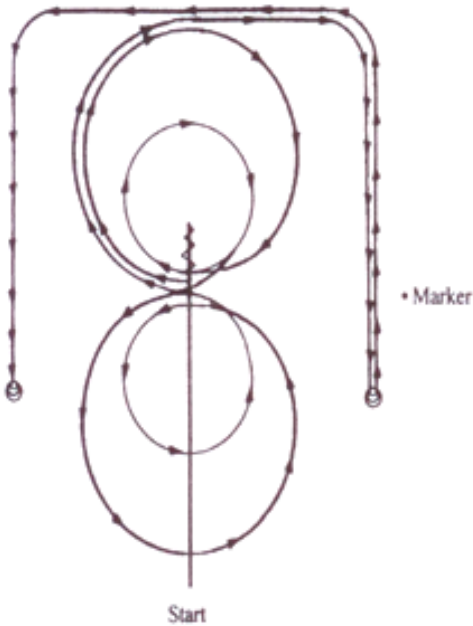
f) Slipping a rein.

g) Excessive whipping, spurring, or hollering.

- h) Working out of position.
- 2) Two (2) Point Penalties.**
- a) Going around the corner of arena before turning the cow. When cow's head breaks plane of 2 point penalty marker.
- 3) Three (3) Point Penalties.**
- a) Biting or striking the cow.
 - b) Hanging up on the fence (refusing to turn). *When attempting to turn a cow on the fence a horse is considered to be hung up when the animal being worked exits the turn and the horse momentarily refuses the riders command and freezes up (stops lateral movements of the shoulders). Also considered a hang-up is when a horse is put in a position where it is physically impossible to complete the turn and the lateral movement of his shoulders is stopped.*
 - c) Exhausting or over working the cow before circling.
 - d) Knocking down the cow without having working advantage.
- 4) Five (5) Point Penalties.**
- a) Not getting one turn each way (5 points each way).
 - b) Deliberate spurring or use of the romal forward of the cinch.
 - c) Blatant disobedience.
- 5) Disqualifications.**
- a) Turn tail.
 - b) More than one finger between reins.
 - c) Leaving the arena before the pattern or work is completed.
 - d) Schooling between cows if a new cow is awarded.
 - e) Schooling between rein work and cow work. (Schooling, is defined as gaining an advantage by excessive pulling, turning, stopping, or backing).
 - f) During the cow work, use of two hands on the reins, exception with junior horses ridden two-handed in a bosal or snaffle-bit.
 - g) The judge may blow his whistle at any time to terminate the work. A score of zero will be charged if the work is not completed at that point.
 - h) Failure to attempt any part of the class (reined work or cow work) results in DQ for the entire class.
 - i) Any horse that is out of control while working the cow, thus endangering the rider (i.e.: crossing the path of the cow) shall be called off the cow.
 - j) Any horse that runs over cow causing a fall of horse/rider.
 - k) Bloody Mouth
 - l) Illegal Equipment
- 6) Faults.**
- a) Exaggerated opening of mouth.
 - b) Hard or heavy mouth.
 - c) Nervous throwing of head.
 - d) Lugging on bridle.
 - e) Halting or hesitations while being shown, particularly when being run down, indicating anticipation of being set-up.
 - f) Losing a cow or being unable to finish a pattern because of a bad cow, the contestant should be penalized at the judges discretion.

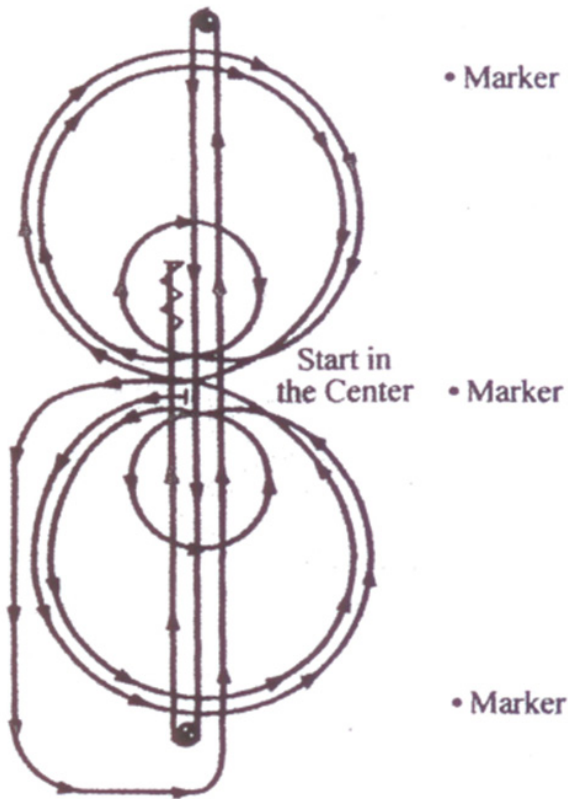
7) Credits.

- a) Good manners.
- b) Shifty, smooth, and having its feet under it at all times; when stopping, hind feet should be well under the horse.
- c) A soft mouth that is responsive to a light rein, especially when turning.
- d) Head maintained in its natural position.
- e) Work at reasonable speed and still be under control of the rider.



WORKING COW HORSE PATTERN # 1

1. Start at end of the arena. Run down middle past center marker to a sliding stop.
2. Back at least 10 feet to center. 1/4 turn left.
3. Pickup right lead, large fast circle, small slow circle.
4. Change leads to left, large fast circle, small slow circle.
5. Change leads to right, do not close this circle.
6. Run around end of arena and down the side (approximately 20 feet from fence). Past center marker and come to a sliding stop.
7. Complete 3½ spins to the right.
8. Continue back down the side and end of the arena to other side (approximately 20 feet from fence) go past center marker and come to a sliding stop.
9. Complete 3½ spins to the left.
10. Hesitate to complete pattern.

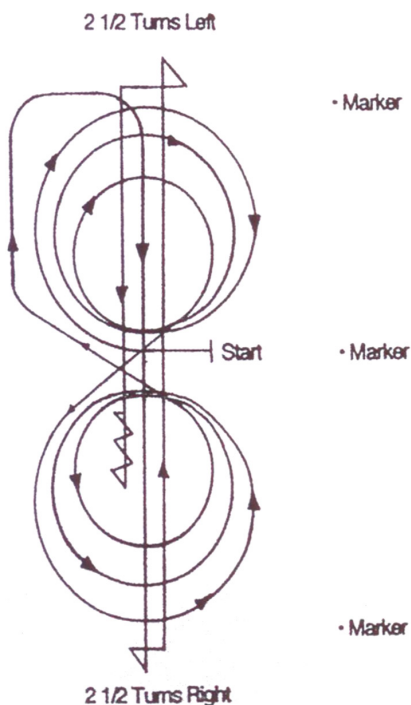


WORKING COW HORSE PATTERN # 2

HORSES MUST TROT TO THE CENTER OF THE ARENA. HORSES MUST STOP PRIOR TO STARTING THE PATTERN BEGINNING THE PATTERN AT THE CENTER OF THE ARENA FACING TOWARDS JUDGE.

1. Beginning on the left lead, complete three (3) circles to the left. The first one large
2. and fast, the second small and slow, the third large and fast. Change leads at center of the arena.
3. Complete three (3) circles to the right. The first large and fast, the second small and slow, the third large and fast. Change leads at the center of the arena.
4. Continue loping to run down.
5. Run to far end past the marker to a sliding stop. Hesitate.
6. Complete 3½ spins to the left. Hesitate.
7. Run to far end past markers to a sliding stop. Hesitate.
8. Complete 3½ spins to the right. Hesitate.
9. Run past center marker to a sliding stop. Hesitate.
10. Back at least 10 feet. Hesitate to complete pattern.

EXHIBITORS THAT DO NOT TROT IN WILL BE DISQUALIFIED.

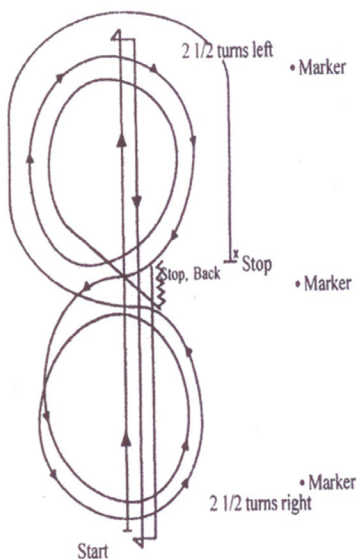


WORKING COW HORSE PATTERN # 3

HORSES MUST TROT TO THE CENTER OF THE ARENA. HORSES MUST STOP PRIOR TO STARTING THE PATTERN BEGINNING THE PATTERN AT THE CENTER OF THE ARENA FACING TOWARDS JUDGE.

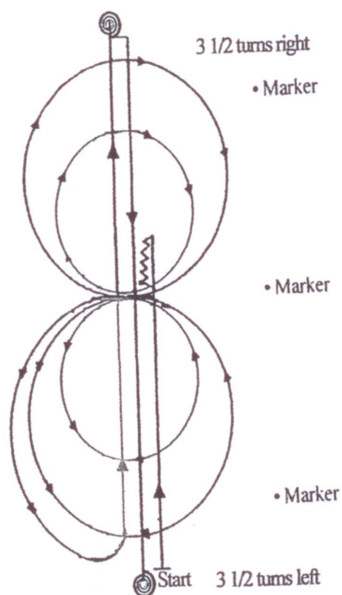
1. Begin on right lead complete three (3) circles to right, 2 large fast circles followed by one (1) small slow circle, change to left lead.
2. Complete three (3) circles to left, 2 large fast circles followed by one (1) small slow circle. Change to right lead.
3. Continue loping around end of arena without breaking gait.
4. Run up center of arena to far end past the marker and come to a sliding stop.
5. Complete 2½ spins to right.
6. Run up center of arena past the end marker and come to a sliding stop.
7. Complete 2½ spins to the left.
8. Run back to middle of arena past the center marker and come to a sliding stop. Back at least 10 feet in a straight line.
9. Hesitate to complete pattern.

EXHIBITORS THAT DO NOT TROT IN WILL BE DISQUALIFIED.



WORKING COW HORSE PATTERN # 4

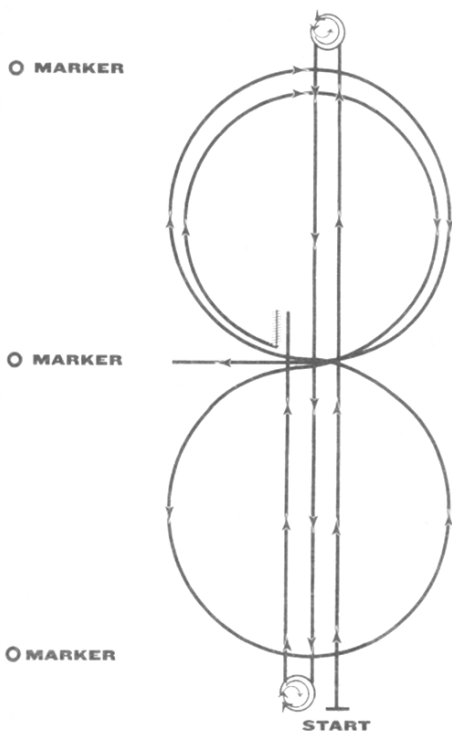
1. Start at end of arena.
2. Run up center of arena past the end marker and come to a sliding stop. Complete $2\frac{1}{2}$ spins to the left.
3. Run to other end of arena past the end marker and stop. Complete $2\frac{1}{2}$ spins to the right.
4. Run past the center marker and stop.
5. Back at least 10 feet in a straight line.
6. Complete $\frac{1}{4}$ turn to the left, hesitate. Beginning on the right lead, complete two (2) circles to the right, the first small and slow, and the second large and fast. Change leads at the center of arena.
7. Complete one (1) small slow circle and one (1) large, fast circle. Change leads to the right.
8. Run around end of arena to the center side past center marker, at least 20 feet from fence and come to sliding stop.
9. Hesitate to complete pattern.



WORKING COW HORSE PATTERN # 5

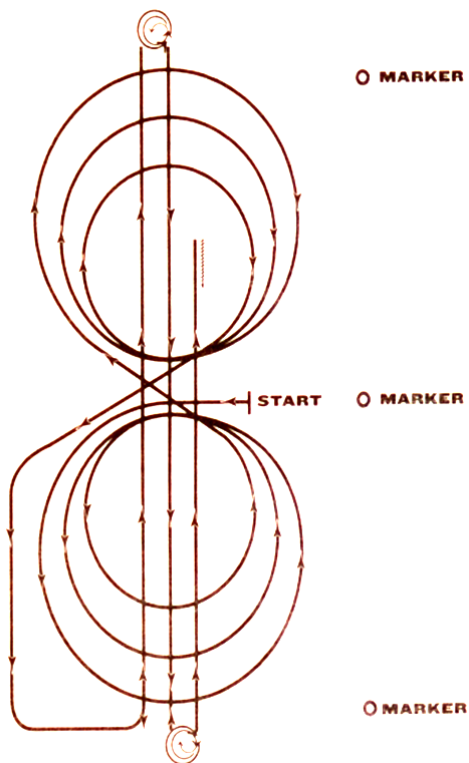
THIS PATTERN WORKS BEST WHEN THE EXIBITOR & CATTLE ENTER FROM THE SAME END OF ARENA.

1. Start at end of arena. Run past center marker, stop, back at least 10 feet.
2. Complete $\frac{1}{4}$ turn left. Complete two (2) circles to left. The first circle large and fast, the second circle small and slow. Change leads at center of arena.
3. Complete two (2) circles to the right. The first small and slow, the second large and fast. Change leads at center of arena.
4. Continue around end of arena without breaking gait or changing leads, run down center of arena past end marker, execute a square sliding stop.
5. Complete $3\frac{1}{2}$ spins to the right. Run down center of arena past end marker, execute a square sliding stop.
6. Complete $3\frac{1}{2}$ spins to the left. Hesitate to complete pattern.



WORKING COW HORSE PATTERN # 6

1. Start at end of arena.
2. Run down the middle of the arena, past the end marker and come to a sliding stop.
3. Complete 2½ spins to the left.
4. Run to the other end of the arena, past the end marker and come to a sliding stop.
5. Complete 2½ spins to the right.
6. Run back to the middle of the arena, past the center marker and stop.
7. Back 10 to 15 feet. Hesitate.
8. Complete 1/4 turn to the left.
9. Start a circle to the right, change leads in the middle to the left lead. Complete circle and change to the right lead. Close circle and stop.
10. Hesitate to complete pattern.

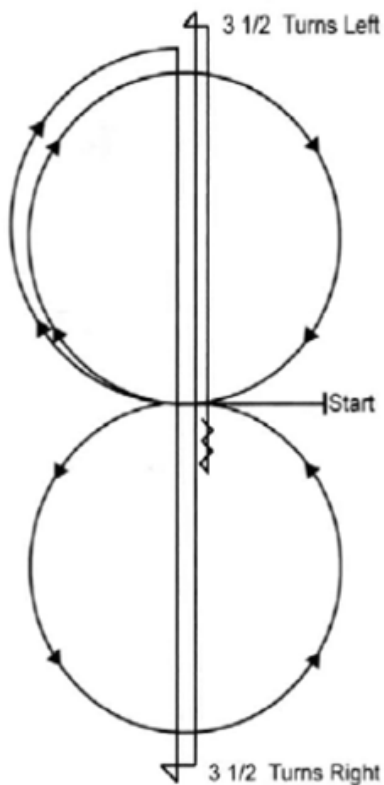


WORKING COW HORSE PATTERN # 7

HORSES MUST TROT TO THE CENTER OF THE ARENA. HORSES MUST STOP PRIOR TO STARTING THE PATTERN BEGINNING THE PATTERN AT THE CENTER OF THE ARENA FACING TOWARDS JUDGE.

1. Start in center of arena and pick up left lead. Complete three (3) circles; two (2) large, fast circles, then one (1) small slow circle. Change leads to the right.
2. Complete three (3) circles to the right; two (2) large, fast circles, then one (1) small slow circle. Change leads to the left.
3. Continue around end of arena without breaking gait or changing leads, run down center of arena past end marker, come to a square sliding stop.
4. Complete 3½ spins to the left.
5. Run down center of arena past end marker and come to a square sliding stop.
6. Complete 3½ spins to the right.
7. Run down center of arena past center marker and come to a square sliding stop.
8. Back up at least 10 feet.
9. Hesitate to complete pattern.

EXHIBITORS THAT DO NOT TROT IN WILL BE DISQUALIFIED.

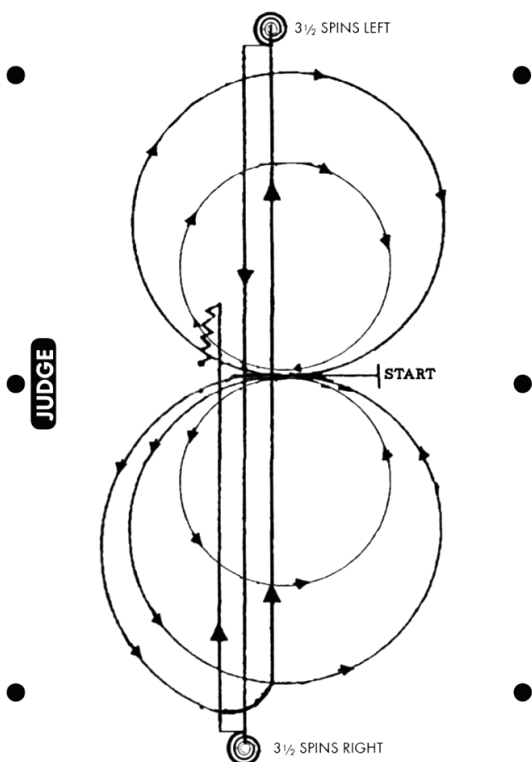


WORKING COW HORSE PATTERN # 8

HORSES MUST TROT TO THE CENTER OF THE ARENA. HORSES MUST STOP PRIOR TO STARTING THE PATTERN BEGINNING THE PATTERN AT THE CENTER OF THE ARENA FACING TOWARDS JUDGE.

1. Beginning on the right lead lope one circle to the right. Change leads to the left.
2. Complete one circle to the left. Change leads to the right and go to the top of the arena.
3. Run down center of arena past the end marker and come to a sliding stop.
4. Complete 3½ spins to the right.
5. Run to the other end of the arena, past the end marker and come to a sliding stop.
6. Complete 3½ spins to the left.
7. Run past the center marker; Stop. Back at least 10 feet.

EXHIBITORS THAT DO NOT TROT IN WILL BE DISQUALIFIED.



WORKING COW HORSE PATTERN # 9

HORSES MUST TROT TO THE CENTER OF THE ARENA. HORSES MUST STOP PRIOR TO STARTING THE PATTERN BEGINNING THE PATTERN AT THE CENTER OF THE ARENA FACING TOWARDS JUDGE.

1. Beginning on the left lead complete two (2) circles to the left, the first circle large and fast, and the second circle small and slow. Change leads at the center of the arena.
2. Complete two (2) circles to the right, the first large and fast, the second circle small and slow. Change leads at the center of the arena.
3. Continue around end of arena without breaking gait or changing leads, run down center of the arena past without breaking gait or changing leads, run down center of the arena past the end marked, execute a square a square sliding stop.
4. Complete 3½ spins to the left.
5. Run down center of arena past end marker, execute a square sliding stop.
6. Complete 3½ spins to the right.
7. Run down center of arena past center marker, execute a square sliding stop. Back at least 10 feet. Hesitate to complete a square sliding stop. Back at least 10 feet. Hesitate to complete pattern.

EXHIBITORS THAT DO NOT TROT IN WILL BE DISQUALIFIED.

SECTION W-1. WORKING RANCH HORSE

Classes in Open may be offered in All Age or Junior/Senior. Amateur will be offered in Amateur 19 & over. Youth classes will be offered in Youth 18 & Under.

This class is open to all horses ages three (3) years of age and older.

This class combines the reining ability, cow sense and roping ability of the horse and rider and will be judged on their ability to do these. Each contestant will perform individually, first with a reining pattern and then releasing one (1) cow into the arena which will be boxed and turned on the fence in both directions following which a breakaway rope will be used to rope the cow with no more than two (2) loops.

SECTION W-2. CLASS GUIDELINES

A) The class will be judged in three parts. The reining, the cow work and the roping portion, At the end of the performance, the scores for the three portions will be combined for the final score. Rules for reining portion are defined in the Reining section of this rulebook. Rules for the cow working portion are defined in the Working Cow Horse section of this rule book. The rules for the roping portion are listed below. The roping portion of the Working Ranch Horse class, the horse will be judged on trailing, rating and stopping. It is necessary for the exhibitor to catch in the roping portion. If there is no catch, a zero (0) score is applied to the roping portion.

B) In approved Working Ranch Horse classes, one (1) of the four (4) approved ARHA Working Ranch Horse patterns is to be selected by the judge and/or show committee of the class and used by all exhibitor in the class. When judging reined work, the judge should refer to the reining portion of the rule book for guidelines, refer to Section P-1.

C) Reining markers should be set at center and ends. Penalty markers should be set twenty (20) feet from each of the four (4) corners on the short and long sides of the arena.

D) After the exhibitor has completed his reining pattern, he will call for the cow to be turned into the arena. Upon receiving the cow, exhibitor shall hold the cow on the prescribed end of the arena for sufficient time to demonstrate the ability of the horse to contain the cow on that end. After a reasonable amount of time, the exhibitor shall take the cow down the fence, making at least one turn each way on the fence. The exhibitor must then rope the cow and bring horse to a stop. The exhibitor is allowed only two loops.

E) In the roping portion of this class a factory plastic type breakaway honda must be used. If the honda fails to break away, it will result in a zero (0) score in the roping portion.

F) As long as rope goes over the head, any catch will be considered a legal catch.

G) If exhibitor fails to dally to break honda it will result in a three (3) point penalty.

H) A two (2) loop run will receive a penalty of five (5) points and a no catch run will receive a zero (0) score in the roping portion.

I) If the rope falls off the saddle during the class, the rider does have the option of dismounting/mounting (without any assistance) and picking up the rope. If rider leaves cow to get rope, a minus score

must be reflected in the trailing portion of the scoresheet and a three (3) point penalty will be assessed. The exhibitor that does not choose to retrieve their rope will receive a zero (0) score in the roping portion.

J) Should the judge have blown the whistle to terminate the cow work, and the exhibitor received a score of zero (0) in the cow work segment, the exhibitor may continue with the roping portion of the class. Judge may blow the whistle to terminate the roping portion at their discretion as well which results in a zero (0) score for the roping portion.

K) There is no time limit for this class. During the roping portion, an attempt to rope the cow must be made in a reasonable amount of time. If there is a second loop, the rebuild and second attempt must be made in a reasonable amount of time. At any point, the judge may blow the whistle to signify the end of the roping portion if they feel no attempt is being made. Exhibitor will then receive a zero (0) score for the roping portion.

L) Riders are not permitted to have their rope tied onto the horn of the saddle. Rider must dally.

M) No exhibitor may enter the arena with a loop already built. No ropes may be handed to the exhibitor from outside the arena.

N) If time and number of cattle permit, the judge may, at his discretion, award new cattle during the cow work based on the following criteria, however, no new cows will be awarded during the roping section barring unforeseen circumstances.

- 1) The cow won't or can't run.
- 2) The cow won't leave the end of the arena.
- 3) The cow is blind or won't yield to the horse.
- 4) The cow leaves the arena.

O) The judge shall stop the cattle or roping work due to the exhibitor and/or horse being unsafe, out of control or in situations when cattle are being abused. Example: repeated crashing into the fence, running over cattle, etc.)

SECTION W-3. SCORING & PENALTIES FOR REINED WORK

Refer to Section P-3.

SECTION W-4. SCORING & PENALTIES FOR COW WORK

Refer to Section V-4.

SECTION W-5. SCORING & PENALTIES FOR ROPING

A) Scoring.

Scoring will be on the basis of 0-100, with 70 denoting an average performance. The individual elements of run content are scored in 1/2 point increments from a low of -1½ to a high of +1½ with a score of 0 denoting a maneuver that is average or correct. For cattle classes, scores should be listed on the score sheet in the following manner:

---	=	-1½	=	Extremely Poor
--	=	-1	=	Very Poor
-	=	-½	=	Poor
√	=	0	=	Correct

- + = +½ = Good
- ++ = +1 = Very Good
- +++ = +1½ = Excellent

1) ARHA requires that the score for each run be reflected on a element by element and penalty by penalty basis utilizing an ARHA score sheet. This score sheet represents a judge's report to an exhibitor of how a score was derived, and it is critical that this report to the exhibitor be accurate.

2) In the name of accuracy, it is important that the judge not average scores for elements.

3) A judge must, at the completion of each run, evaluate the run content on the scale listed above.

4) Reined work, cow work & roping score are added for a total score.

5) In the event of a tie, the entry with the highest cow work will be declared the winner.

B) Run Content.

1) **The Ability to Trail.** While following the cow, the horse's ability to match the cow's speed and position to give the rider the best opportunity to make the catch.

2) **The Ability to Rate.** While roping the cow, the horse's ability to run into position and then slow down or rate its speed to maintain correct position.

3) **The Ability to Stop.** After roping the cow, the horse's ability to stop squarely with its hocks underneath it while the cow is at the end of the rope.

C) Penalties.

1) Two (2) Point Penalties.

a) Setting up or scotching. *When a horse anticipates the stop and quits sooner than required.*

2) Three (3) Point Penalties.

a) Failure to dally.

b) Disengaging from cow to retrieve rope off the ground.

3) Five (5) Point Penalties.

a) Blatant disobedience (kicking, striking, biting, bucking, rearing).

b) Running into steer.

c) Two (2) loop run

4) Disqualifications.

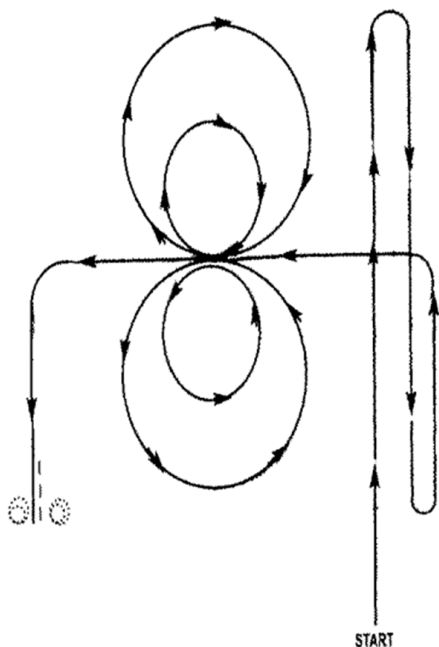
a) Whipping, or striking the horse with rope.

b) Failure to attempt any part of the class (reined work, cow work or roping) results in DQ for the entire class.

c) If the rope falls from the saddle to the ground and is not retrieved.

d) Loss of rope during dally.

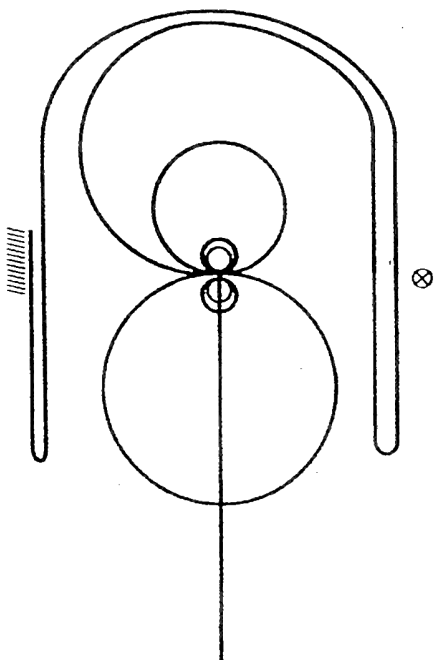
e) Failure to catch



WORKING RANCH HORSE PATTERN # 1

MANDATORY MARKERS ALONG FENCE OR WALL. RIDE PATTERN AS FOLLOWS:

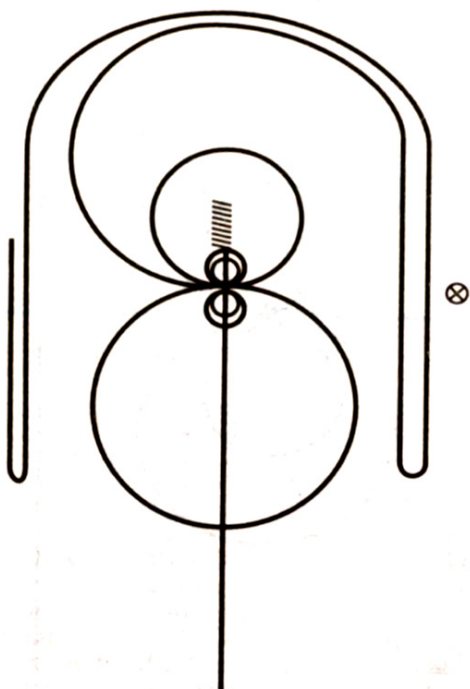
1. Start on right side of arena and lope to far end of arena.
2. Stop and rollback to the right. Continue to other end of arena.
3. Stop and rollback to the left. Continue to center of arena.
4. Lope small, slow circle to left.
5. Lope large circle to left with medium speed. Change leads.
6. Lope small slow circle to right.
7. Lope large circle to right with medium speed. Change leads.
8. Continue down arena.
9. Stop and back 10 to 15 feet.
10. Do 360 degree spin right or left.
11. Do 360 degree spin opposite direction that was taken in #10.
12. Hesitate to show completion of pattern.



WORKING RANCH HORSE PATTERN # 2

MANDATORY MARKERS ALONG FENCE OR WALL. RIDE PATTERN AS FOLLOWS:

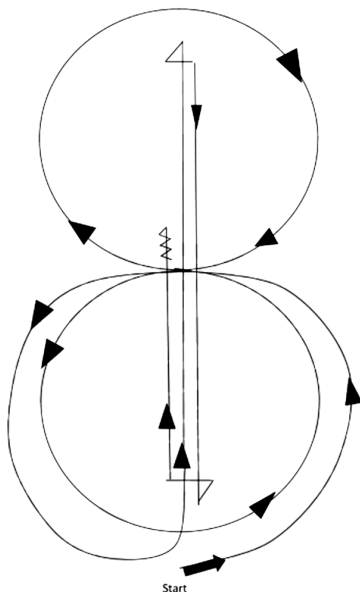
1. Start at end of arena. Run down middle to center marker to a square sliding stop.
2. Complete 2 spins to right.
3. Complete 2 $\frac{1}{4}$ spins left.
4. Begin on right lead and complete one circle right small and slow. Change leads.
5. Complete one circle left large and fast. Change leads.
6. Continue loping around end of arena without breaking gait. Run strait down the right side of the arena past the center marker and do a left rollback.
7. Continue back around the previous circle but do not close this circle. Run down the left side of the arena past the center marker and do a right rollback.
8. Continue past center marker and do a sliding stop.
9. Back at least 10 feet in a straight line.
10. Hesitate to complete pattern.



WORKING RANCH HORSE PATTERN # 3

MANDATORY MARKERS ALONG FENCE OR WALL. RIDE PATTERN AS FOLLOWS:

1. Start at end of arena. Run past the center marker and do a sliding stop. Back approximately 10 to 15 feet to the center.
2. Complete two (2) spins right.
3. Complete 2 1/4 spins left.
4. Begin on right lead and complete one circle right small and slow. Change leads.
5. Complete one (1) circle left large and fast. Change leads.
6. Continue loping around end of arena without breaking gait. Run straight down the right side of the arena past the center marker and do a left rollback.
7. Continue back around the previous circle but do not close this circle. Run down the left side of the arena past the center marker and do a right rollback.
8. Continue past center marker and do a sliding stop.
9. Hesitate to complete pattern.



WORKING RANCH HORSE PATTERN # 4

MANDATORY MARKERS ALONG FENCE OR WALL. RIDE PATTERN AS FOLLOWS:

1. Enter the gate on the left lead, loping one circle left.
2. Change leads.
3. Lope one (1) circle right.
4. Change leads.
5. Continue on the left lead around the end, continue up the middle of the arena past the end marker. Stop.
6. Complete 1½ spins left.
7. Continue down the middle of the arena, past the center marker. Stop.
8. Complete 1½ spins right.
9. Continue down the middle of the arena, past the center marker. Stop. Back at least 10 feet.

SECTION X-1. RANCH ROPING

Classes in Open will be offered in All Age. Amateur may be offered in Amateur 19 & over, or 19-59 and Select. Novice Amateur will be offered only in 19 & over, Novice Youth will only be offered in 18 & Under, and Youth classes may be offered in Youth 18 & Under or 13 & Under and 14-18.

This class is open to all horses ages two (2) years of age and older. Two (2) year olds may only show after June 1.

The intent of this class is to show the skill of the horse and rider roping a specific cow from a herd, while handling cattle as if they were doctoring injured or sick cattle. Cattle should be handled as calmly and slowly as possible and the majority of the herd must stay at the working end of the arena. The judge should judge this class as if the cattle belonged to him or her.

SECTION X-2. CLASS GUIDELINES

- A)** This is a judged event with a 90 second time limit.
- B)** Horse and rider must start from behind a time line which will be located 1/3 of the arena length away from where ten (10) calves are held as a herd with each bearing a number 0 - 9. A random draw will be used to select the calf to be roped, and will be announced to the exhibitor when the horse crosses the time line.
- C)** The exhibitor must make a legal catch of the designated calf and dally up. A legal head catch is a loop that goes completely over the calf's head and honda can be broken by any part of the calf's body, but must go over the calf's head first. A breakaway rope with a factory plastic honda must be used and the honda must break away.
- D)** The rope must be thrown and the exhibitor may throw only two (2) loops. Any attempt by exhibitor to trap, snare, or collar cow by holding onto the loop will be cause for disqualification. A second rope may be used, but the total number of loops thrown may not exceed two (2).
- E)** A two (2) loop run will receive a penalty of five (5) points and a no catch run will receive a zero (0) score.
- F)** Entry does not have to separate their cow from herd and should not receive credit for separation from herd. When cow is separated from the herd there should be no excessive running or cutting of the cow.
- G)** Exhibitors are permitted to hold romels and tail in one hand while holding horn with other hand. If exhibitor chooses to show this way they must enter the arena with reins in one hand and are not allowed to touch rein with off hand at any time during the class. If exhibitor comes in with both hands on the romels, they are required to keep both hands on the reins, the way they entered the pen. Exhibitor may show in romel, split or one-piece reins. No tie-downs or martingales etc. may be used in this class.
- H)** Each contestant may have the option of using one (1) herd holder. The herd holder may cross the starting line. The sole duty of the herd holder is to assist in holding the cattle at the working end of the arena. If more than half the herd crosses the time line, it will result in a disqualification.
- I)** The run is finished when the calf breaks free from honda. If the honda has not broken away at the end of 90 seconds, the run will result in a disqualification.

J) After catching, it is desired for the horse to remain facing the cow until the honda breaks. Turning away from the cow to make the honda break quicker will receive a five (5) point penalty.

K) In youth division classes only, the youth exhibitor, at their discretion, may have their ropes tied to the saddle horn instead of dallying.

SECTION X-3. SCORING & PENALTIES

A) Scoring.

Scoring will be on the basis of 0-100, with 70 denoting an average performance. The individual elements of run content are scored in 1/2 point increments from a low of -1½ to a high of +1½ with a score of 0 denoting a maneuver that is average or correct. For cattle classes, scores should be listed on the score sheet in the following manner:

---	=	-1½	=	Extremely Poor
--	=	-1	=	Very Poor
-	=	-½	=	Poor
✓	=	0	=	Correct
+	=	+½	=	Good
++	=	+1	=	Very Good
+++	=	+1½	=	Excellent

1) ARHA requires that the score for each run be reflected on a element by element and penalty by penalty basis utilizing an ARHA score sheet. This score sheet represents a judge's report to an exhibitor of how a score was derived, and it is critical that this report to the exhibitor be accurate.

2) In the name of accuracy, it is important that the judge not average scores for elements.

3) A judge must, at the completion of each run, evaluate the run content on the scale listed above.

B) Run Content.

1) **Manners/Maneuvers.** Refers to the horse's overall disposition, willingness, and obedience while performing with efficiency and athleticism.

2) **Quietness in the Herd.** The ability to get to the correct cow with the least amount of disturbance. When moving other cows out of the way, credit should be given if they move softly and slowly in response to the horse.

3) **Position.** The exhibitor's ability to set up in relationship to the cow to make their specific throw. The horse's ability to maintain this position until the honda breaks.

4) **Degree of Difficulty.** How easy or hard it was for the exhibitor to get to the correct cow and how the cow presented itself to be roped.

5) **Eye Appeal.** The style, or how easy or hard it is, for the horse to show its natural cow ability. A horse showing softness in the mouth or body when handled will be credited in eye appeal.

6) **Quality of Loop.** Refers to a balanced, consistent, and controlled loop that is appropriately sized for the target animal

and the specific throw being executed.

C) Penalties.

1) One (1) Point Penalties.

a) Holding cut too long without roping.

2) Three (3) Point Penalties.

a) Breaking the honda without a dally.

3) Five (5) Point Penalties.

a) Two (2) loop run.

b) Excessive running or scattering of herd.

c) Loss of cow. *Cow returns to the herd after being separated.*

d) Blatant disobedience including kicking, biting, bucking, rearing or striking.

e) Horse turns tail.

4) Disqualifications.

a) Running into or over cattle.

b) Whipping or hitting horse with rope.

c) Half of herd crossing starting line.

d) Fall to ground horse and/or rider.

e) Loss of rope.

f) Failure to make a legal head catch.

g) Roping the wrong cow/number or multiple cows.

5) Credits.

a) Quietness in the herd.

b) Soft handling of the cattle.

c) Position of the horse when cattle are roped.

d) Quality of loop

SECTION Y-1. COW CATCHING

Classes in Open will be offered in All Age. Amateur will be offered in Amateur 19 & over. Novice Amateur will be offered only in 19 & over. Novice Youth will only be offered in 18 & Under. Youth classes will be offered in Youth 18 & Under.

This class is open to all horses ages three (3) years of age and older.

The purpose of this class is to simulate the task of catching a live cow on the ranch. This is a timed event that will start when exhibitor, rope and/or cow crosses the time line. Horse and rider must start from behind a time line which will be located 1/3 of the arena length away from where the cow will be released into the arena. Exhibitor may not cross the time line until the cow is released into the arena. When exhibitor is ready, one (1) cow will be turned into the arena. The exhibitor has thirty (30) seconds or two (2) loops to catch the cow.

The exhibitor with the fastest time, including any time penalties, shall place the highest. No catch results in a disqualification for the class.

SECTION Y-2. CLASS GUIDELINES

A) Judges are required to use stop watch as a back up to timer.

B) Honda must be of a factory plastic breakaway type.

C) The rope must drop over the cows head (unless using horned cattle). Any catch is considered legal.

D) Show Management may use horned cattle but must have

horn wraps. If using horned cattle, slick horn or half head is also a legal catch.

E) Exhibitor must dally on horn to break honda. If exhibitor fails to dally, a five (5) second penalty shall be applied to time.

F) Loss of rope will be a DQ.

G) Mechanical hackamore, martingales, tie-downs with noseband of leather, rope, nylon or padded covering may be used. Slip or gag bits, and twisted mouth pieces are allowed, if not severe.

SECTION Z-1. AMERICA'S TOP RANCH HAND CHALLENGE

America's Top Ranch Hand challenge (ATRH) can be offered at any ARHA approved event. The ATRH is an opportunity for exhibitors to compete for money at shows through a combined score of four (4) specific classes designed to highlight the best performing all-around ranch hand.

SECTION Z-2. ATRH GUIDELINES

ATRH is tallied on the composite score of the four (4) classes that are chosen and offered by show management. Conformation, Ranch Riding, Showmanship and Horsemanship may not be used for ATRH, but any other four (4) classes are acceptable. Classes can be held concurrently with ARHA pointed classes or held as a standalone class, but no points will be awarded for ATRH classes.

A) Three (3) divisions can be offered, Open, Amateur and Youth.

1) The Open Division must have a minimum of \$500 added

2) Amateur Division must have a minimum of \$250 added

3) Youth Division must have a minimum of \$100 added

B) Show Management may also jackpot classes.

C) Show Management has the option of offering All Age or Junior/Senior Challenges.

D) Should Cow Catching class be used, follow this scale for points per judge:

1) 1st (fastest) - 75 points

2) 2nd - 74.5 points

3) 3rd - 74 points

4) Continue in half-point increments

E) ATRH is tallied on the composite score of the four (4) classes that are chosen and offered by show management.

F) Show Management may choose to run classes separately or concurrently with ARHA approved classes. Exhibitor does have the option to cross-enter to show for ARHA points at designated entry fee. Concurrent classes entries will only be charged one cattle charge.

G) ATRH may be offered as a special event.

H) ARHA will track and post all monies earned on horse/rider with Equistat and Robin Glenn Pedigree.

SECTION Z-3. SCORING & PENALTIES

See appropriate class for scoring guidelines.

SECTION AA-1. EXPLANATION OF MANEUVERS

A) Individual Work. Horses shall work individually. Judging begins the moment the horse enters the arena, There will be no schooling from the time the horse enters the arena. The judging ends when the rider indicates he/she is finished by coming to a complete stop. Praising or rewarding of horse is only allowed after the pattern is completed. The best horses shall be easily guided or controlled with little or no apparent resistance. Bad manners exhibited by the horse should be penalized. All deviations from the exact pattern must be considered a loss of control and marked down accordingly. Credit should be given for smoothness, finesse, attitude, quickness and authority of performing various maneuvers while using controlled speed which raises the difficulty level and makes the horse more exciting and pleasing to watch.

B) Circles. Circles are controlled maneuvers at the lope in the designated areas of the arena. Emphasis on scoring shall be given to the contestant exhibiting smooth, controlled figure eights with easy lead changes. Right and left circles shall have a common center line in the middle of the designated area. Circles shall be run and/or begin on the correct lead. The size and speed of the right circles shall be exactly the same as the speed and size of the left circles. The horse should lope in an even, fluid manner with a minimum of rider contact and/or commands. Circles shall be run far enough from the arena wall that it does not affect circles.

C) Flying Lead Changes. The act of changing the propelling side of the horse's body when changing the direction traveling at a lope. The lead change must be executed at a lope with no change of speed or gait. The horse shall change leads at the exact location dictated in the pattern description and shall change in one stride. A horse shall be considered out of lead if both front and rear leads are not changed in the same stride.

D) Run-Downs. Runs lengthwise through the arena. They shall be made as described in the given patterns, unless the judge indicated otherwise due to arena conditions. The horse shall demonstrate a relaxed fluid attitude when starting a run-down and throughout the maneuver. The horse shall use controlled speed consistent with the size of the arena and the condition of the ground. The horse shall travel in a straight line with minimum of contact from the rider. Straight, controlled run-downs with square, smooth stops, maintaining suppleness and proper head position are desirable.

E) Stops. Shall be in line with the direction of travel. Horses shall have its hocks well under itself during the entire stop, maintaining a proper head position and response to a light rein.

F) Spins. Consistent and positioned 360 degree turns executed with the inside hind quarter (pivot) remaining stationary. Spins shall be smooth and efficient. The location of the hind quarters shall be fixed at the start of the spin. The horse shall stop the spin exactly as dictated in the pattern description. The right and left spins shall have a similar speed and balance.

G) Back-Ups. The horse being caused to move in a reverse motion in a straight line for a required distance. The horse shall begin the back-up in a controlled manner and shall continue to back up without hesitation until directed to stop by the rider. In the instance where a horse backs up where a back-up is not specified

in the pattern, the penalty score of 0 will be incurred when the horse backs more than 3 full strides. It is important to note one stride is defined as the complete movement or steps of all 4 legs, one time. In this particular situation, it is very helpful for a judge to watch and count the steps of the front feet. Up to and including 4 steps of the front feet in the not required back-up receives no penalty, five steps and beyond constitutes the inclusion of a maneuver not specified and thus a penalty score of zero (0).

H) Hesitate. Hesitation is only long enough to show the completion of one maneuver before the next one starts. There shall be a slight hesitation to indicate each maneuver.

SECTION AB-1. DIAGRAMS

A) Snaffle Bits & Bosals

LEGAL:



ILLEGAL:



EXAMPLES OF BOSALS



B) How to Hold Reins

Rommel reins can be held in either hand, with the hand around the reins in a fist position with the thumbs up. The non-rein hand must be on the romel. (The keeper, or hobble, that attaches the romel to the reins is considered to be part of the romel). The non-rein hand is not allowed, at any time to touch the reins or it will result in a disqualification. The rider is allowed to shorten the reins while the horse is in motion as long as their hands are held in a legal manner. No fingers are permitted between the reins. Tail of romel must be straight and cannot be wrapped around hand.

ACCEPTABLE:




UNACCEPTABLE:



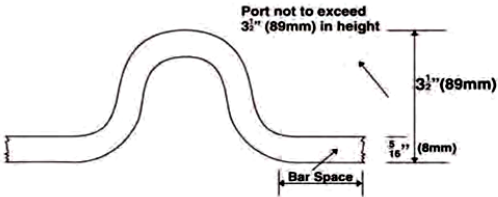
When showing in a snaffle bit in any class, the exhibitor has the option of bridging the rein(s) two different ways. The reins may either bridge in the traditional way (left) with the tail on each side of the neck; or the reins may be bridged with one rein and have the tail of the reins on one side of the horses neck (right).

Split reins must be used; no closed reins. Both hands must be on the reins except in cases where the exhibitor lets go of the reins with one hand to grab the saddle horn.

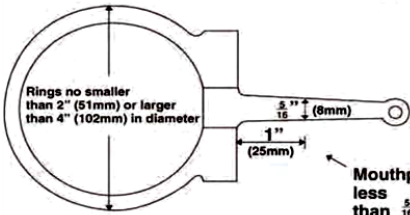
ACCEPTABLE:



C) Bits

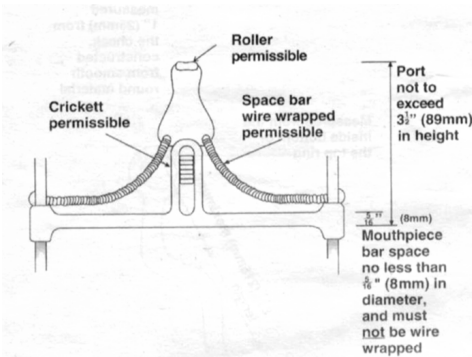
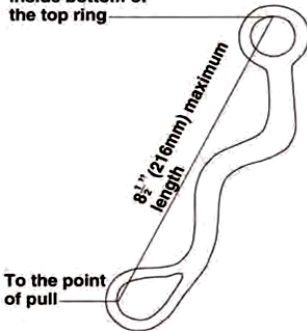


Mouthpiece bar space no less than 5/16" (8mm) in diameter, and must not be wire wrapped

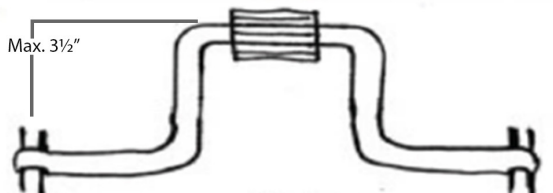
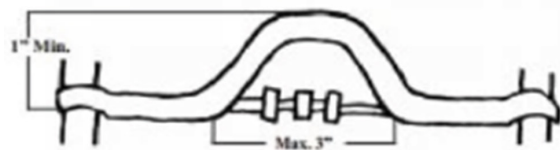
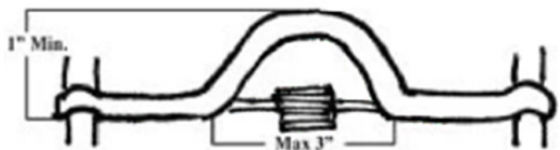


Mouthpiece no less than 5/16" (8mm), measured 1" (25mm) from the cheek, constructed from smooth round material

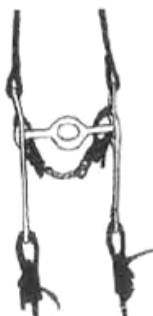
Measured from the inside bottom of the top ring



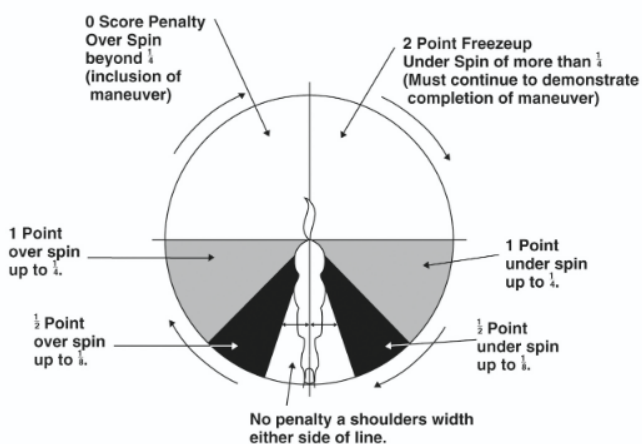
LEGAL:



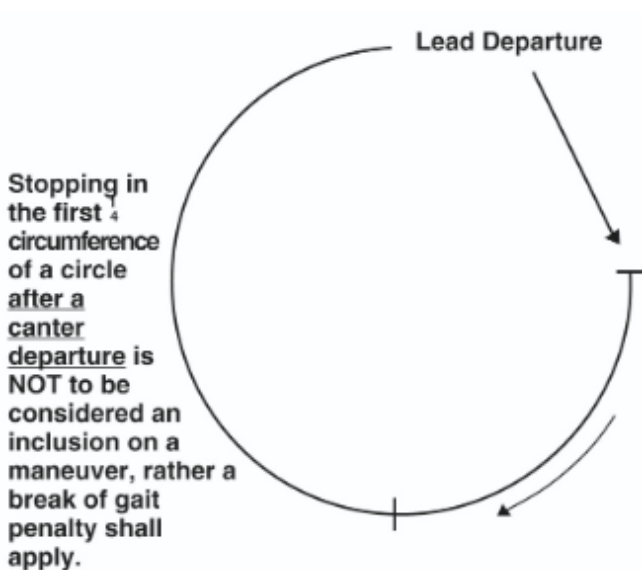
ILLEGAL:



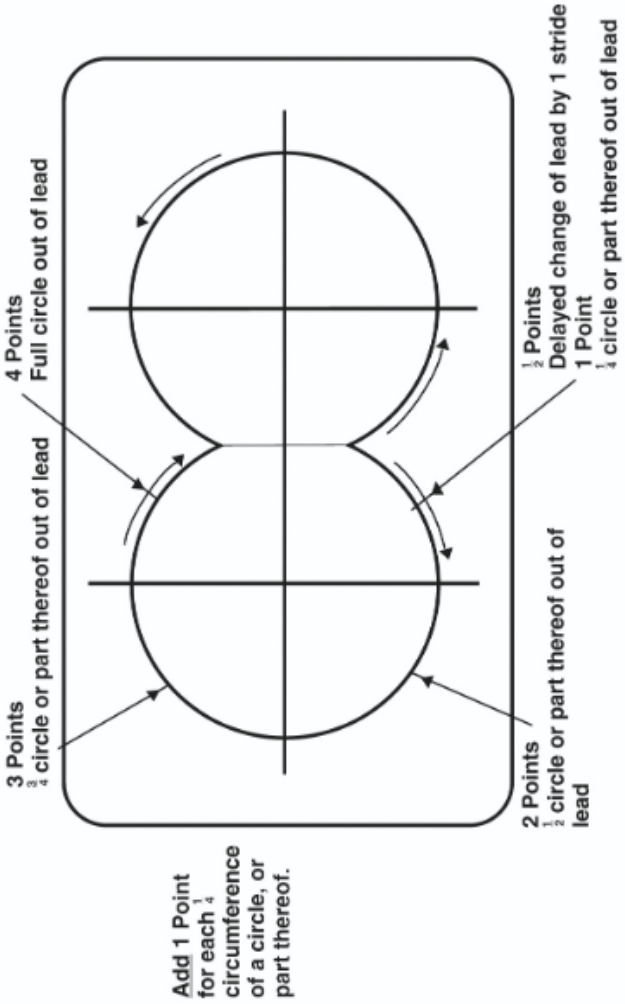
D) Over/Under Spins



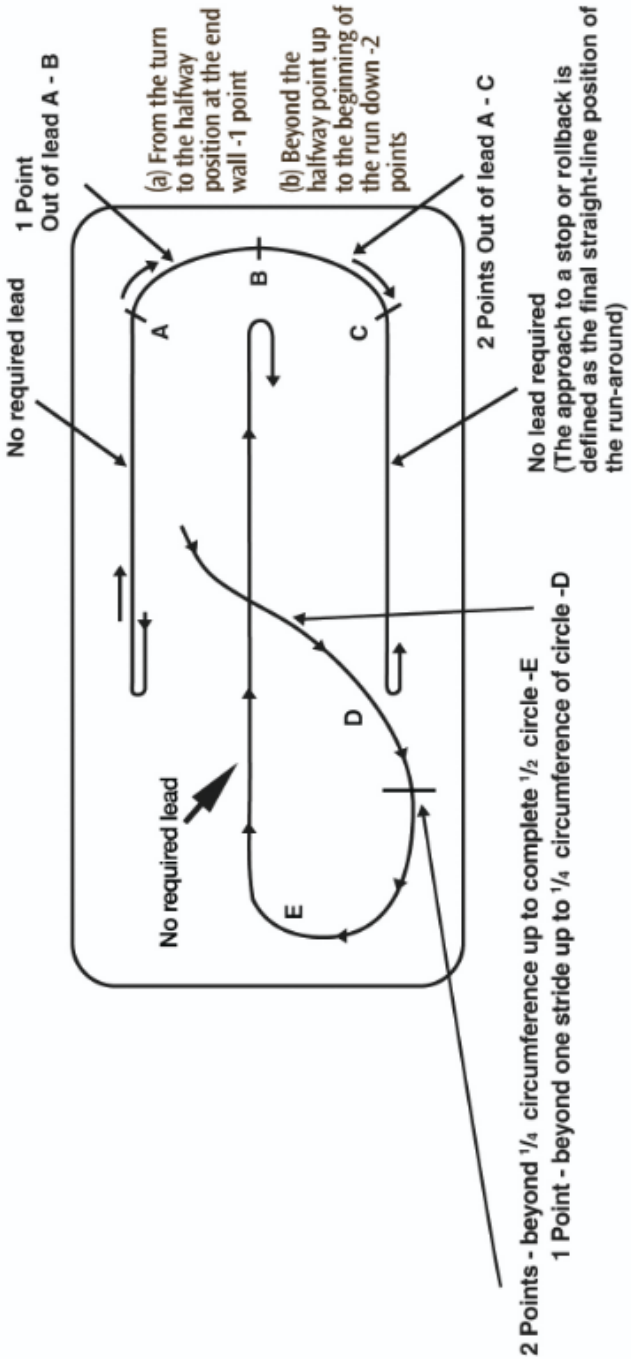
E) Lead Departure



F) Out of Lead/Delayed Change



G) Out of Lead on a Run Around



AMERICAN RANCH HORSE ASSOCIATION

P.O. BOX 146

AMORY, MS 38821

606.872.7893

arhaoffice@gmail.com www.americanranchhorse.net